

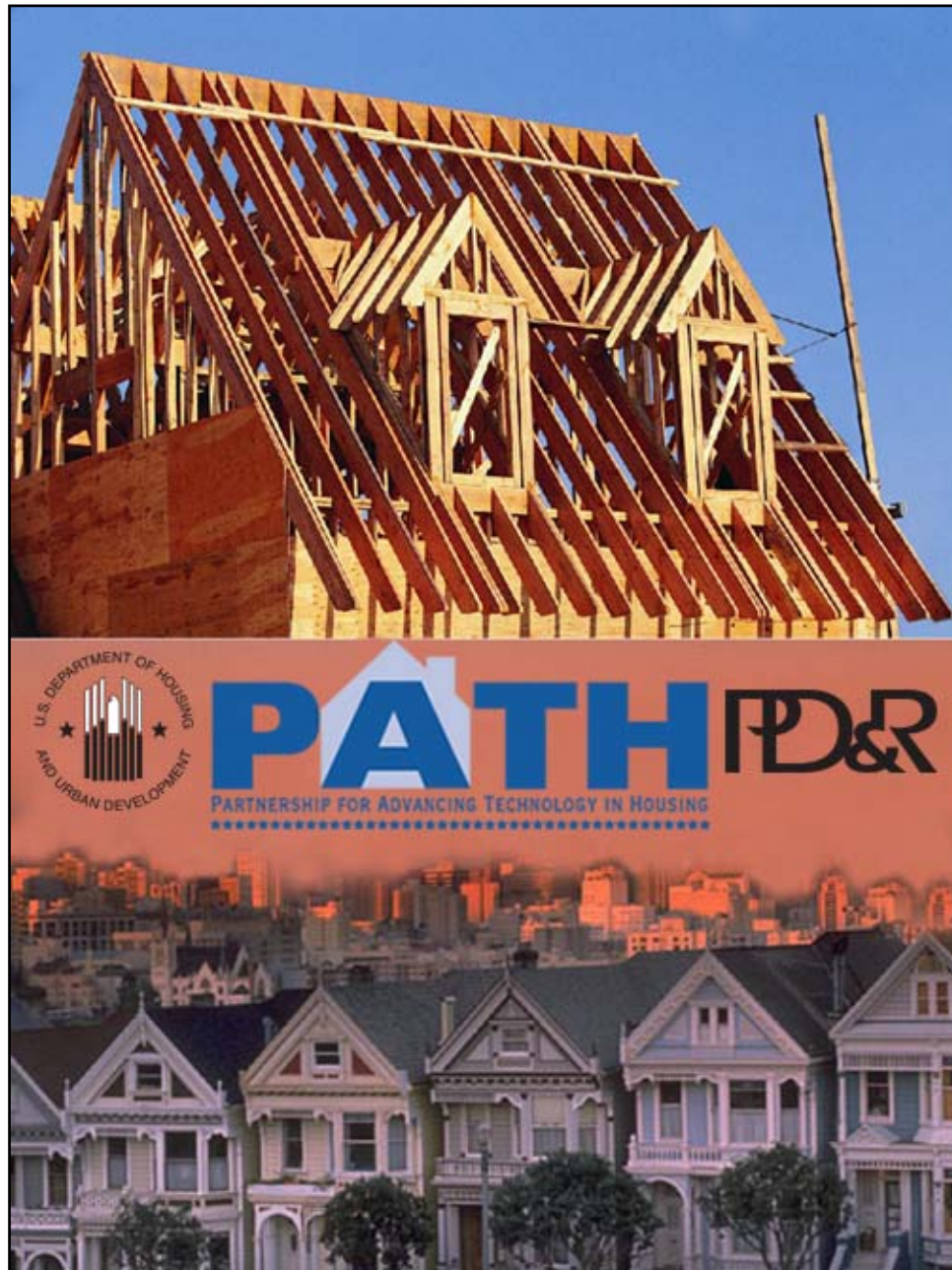


U.S. Department of Commerce
Technology Administration
National Institute of Standards and Technology

Office of Applied Economics
Building and Fire Research Laboratory
Gaithersburg, MD 20899

Measuring and Assessing the Consequences of Technology and Innovation for Affordability of Housing: Proceedings of the NIST - PATH Workshop

William I. Whiddon, David B. Hattis, and Chi J. Leng





U.S. Department of Commerce
Technology Administration
National Institute of Standards and Technology

Office of Applied Economics
Building and Fire Research Laboratory
Gaithersburg, MD 20899

Measuring and Assessing the Consequences of Technology and Innovation for Affordability of Housing: Proceedings of the NIST - PATH Workshop

William I. Whiddon and David B. Hattis
Building Technology Incorporated
Silver Spring, MD 20910

and

Chi J. Leng
Office of Applied Economics
Building and Fire Research Laboratory
National Institute of Standards and Technology

Sponsored by:
U.S. Department of Housing and Urban Development
Office of Policy Development and Research
Washington, DC 20410

February 2004



U.S. DEPARTMENT OF COMMERCE
Donald L. Evans, Secretary

TECHNOLOGY ADMINISTRATION
Philip J. Bond, Under Secretary for Technology

NATIONAL INSTITUTE OF STANDARDS AND TECHNOLOGY
Arden L. Bement, Jr., Director

Foreword

The Office of Applied Economics (OAE) in the Building and Fire Research Laboratory (BFRL) at the National Institute of Standards and Technology (NIST), through the support of the Partnership for Advancing Technology in Housing (PATH), a program of the U.S. Department of Housing and Urban Development (HUD), is developing a set of affordability guidelines for owner-occupied housing. This report describes the NIST–PATH Housing Affordability Workshop held at the NIST Gaithersburg, MD campus on June 4-5, 2003. The purpose of the workshop was to discuss ways for measuring and assessing the consequences of technology and innovation on the affordability of housing.

Affordability has always been an important consideration in housing, but its impact on housing choice has usually been informal. Housing industry stakeholders are realizing the need to address affordability both explicitly and formally. There is no standard, uniform, or accepted definition of affordability, however, that housing industry stakeholders can use to define and measure affordability. Without a set of guidelines for measuring affordability, manufacturers, code officials, homebuilders, mortgage lenders, consumers, and other housing industry stakeholders will not have a clear methodology for evaluating the affordability of alternative or new technologies in housing.

The guidelines currently under development will show how to measure and evaluate the affordability of alternative residential building technologies when compared with a conventionally used technology satisfying the same function or code requirement. The affordability guidelines will help PATH achieve its vision of a 20 % reduction in monthly housing costs by 2010. The affordability guidelines will also support HUD’s strategic goal of increasing the availability of decent, safe, and affordable housing in American communities.

The development of the affordability guidelines is a four-step process: (1) producing a white paper highlighting affordability-related issues in owner-occupied housing; (2) convening the NIST–PATH Housing Affordability Workshop and producing this Proceedings; (3) producing a consensus roadmap for developing and deploying the affordability guidelines; and (4) producing a proposed set of affordability guidelines. Shortly after project initiation, OAE entered into a collaborative effort with Building Technology Inc. (BTI). BTI has worked closely with OAE through the completion of the first two steps in the four-step process.

The first step was the production of a white paper. The white paper was used as a background piece by participant stakeholders in the NIST-PATH Housing Affordability Workshop to identify (1) what affordability means to them and (2) what sorts of measurement guidelines and other economic tools would help them. The white paper examined the linkages between affordability and innovation at two scales: (1) the individual materials, products, elements, components, and systems of housing and (2) the entire house and its delivery system.

The second step was to convene the NIST-PATH Housing Affordability Workshop. The workshop provided a framework for discussing key affordability/innovation-related issues. This report, prepared jointly by BTI and OAE, summarizes the findings and recommendations of that workshop. Prior to the workshop, OAE and BTI developed discussion topics for each of the two scales of innovation and refined them for use by workshop participants. These topics provided the framework for keynote presentations, which served to focus the participants' discussions and to get their views on affordability/innovation-related issues.

The third step is to develop a consensus roadmap building on the workshop outputs. NIST is exploring ways in which reliance on a carefully selected set of standard practices and input from key housing industry stakeholders can be used to produce a consensus roadmap for developing a set of affordability guidelines. The consensus roadmap will include plans for awareness building and information dissemination. This report contains specific recommendations for a road-mapping exercise as the next step in producing a set of affordability guidelines for owner-occupied housing.

The fourth step is the production of the affordability guidelines. A subsequent technical report will contain a proposed set of affordability guidelines. It will document themes drawn from the white paper, the workshop, and the road-mapping exercise to produce a coherent economic methodology and a proposed set of affordability guidelines based on that methodology. The goal is to deploy a set of affordability guidelines that each key housing industry stakeholder will support.

Robert E. Chapman
Office of Applied Economics
Building and Fire Research Laboratory
National Institute of Standards and Technology
Gaithersburg, MD 20899-8603

Abstract

On June 4-5, 2003, the National Institute of Standards and Technology (NIST) and the Partnership for Advancing Technology in Housing (PATH), a program of the U.S. Department of Housing and Urban Development, held a joint workshop with industry at the NIST Gaithersburg, MD campus on key issues affecting housing affordability. The purpose of the workshop was to discuss ways for measuring and assessing the consequences of technology and innovation on the affordability of housing. The workshop was attended by a broad cross-section of the housing industry. Stakeholder groups represented included homeowners, homebuilders, product manufacturers, code officials, financial institutions, and government agencies. Keynote presentations were followed by facilitated discussion for each of the following topics: (1) who benefits from innovation; (2) how to transfer benefits to the home owner; (3) how does each stakeholder view and compute costs; (4) how does each stakeholder view and compute uncertain future benefits; (5) how to evaluate the risks of using innovative technologies; (6) how to measure the social costs and benefits of innovative technologies; (7) how can the regulatory system be used to encourage innovation; and (8) who should bear the costs of new delivery systems for innovative technologies. A final plenary session was held to discuss future directions for applied research. These proceedings contain a synthesis of findings and recommendations for each discussion topic and stakeholder group. Specific recommendations for a road-mapping exercise are included as the next step in producing a set of affordability guidelines for owner-occupied housing. Also included are two appendices that compile findings, recommendations, and observations, organized by discussion topic and stakeholder group.

Keywords: Affordability; building codes and standards; building economics; construction; costs; economic analysis; housing; innovation; life-cycle cost; technology

Preface

This study was conducted by the Office of Applied Economics in the Building and Fire Research Laboratory (BFRL) at the National Institute of Standards and Technology in collaboration with Building Technology Inc. The study was sponsored by the Partnership for Advancing Technology in Housing (PATH) program at the U.S. Department of Housing and Urban Development (HUD). The overall purpose of the BFRL project, of which this study is a part, is to develop a set of affordability guidelines for owner-occupied housing. These guidelines will help PATH achieve its vision of a 20 % reduction in monthly housing costs by 2010. The affordability guidelines will also support HUD's strategic goal of increasing the availability of decent, safe, and affordable housing in American communities. The intended audience for this document is the public and private sector members of PATH, construction industry representatives, and other interested parties.

Acknowledgements

The authors wish to thank all those who contributed so many excellent ideas and suggestions that they have attempted to incorporate into this report. The authors wish to thank Mr. David Engel, Dr. Carlos E. Martín, and Mr. Dana B. Bres of the Office of Policy Development and Research at the U.S. Department of Housing and Urban Development (HUD) for their guidance, suggestions, and support. HUD's Office of Policy Development and Research, in collaboration with the private sector, provides leadership and administrative support to the Partnership for Advancing Technology in Housing (PATH) program. Thanks are also due to Dr. Christopher C. White of the Materials and Construction Research Division at NIST's Building and Fire Research Laboratory (BFRL) for his efforts to coordinate PATH-related research within BFRL and for his comments on the report. Special appreciation is extended to Drs. Harold E. Marshall and Robert E. Chapman of BFRL's Office of Applied Economics for the thoroughness of their reviews and for their many insights and to Mrs. J'aime L. Maynard for her assistance in preparing the manuscript for review and publication. Special thanks are due to each of the Steering Committee members—Mr. David Conover, International Code Council; Mr. Paul Emrath, National Association of Homebuilders; Dr. John R. Hall, National Fire Protection Association; Ms. Michelle K. McDonough, Fannie Mae; Mr. Ron Piester, New York Department of State; Mr. Edgar Sutton, National Association of Homebuilders; Ms. Theresa Weston, DuPont Nonwovens; and Dr. Richard N. Wright—for their guidance in planning and conducting the housing affordability workshop. The report has also benefited from the careful note taking of Ms. Christine A. Izzo and Ms. Jennifer Helgeson of BFRL's Office of Applied Economics during the housing affordability workshop and their reviews and comments on earlier versions of the manuscript.

Table of Contents

Foreword.....	iii
Abstract.....	v
Preface.....	vii
Acknowledgements.....	ix
List of Tables	xii
List of Acronyms	xiii
1 Introduction.....	1
1.1 Background.....	1
1.2 Affordability and Technology: Costs, Benefits, and Incentives.....	1
1.2.1 Technology and Innovation at the Scale of Materials, Products, Elements, and Components of Housing.....	2
1.2.2 Technology and Innovation at the Scale of the Entire House and Its Delivery System.....	2
1.3 Key Concepts.....	3
1.4 Project Description.....	4
1.5 Customers and Stakeholders.....	5
1.6 Workshop Discussion Topics	5
1.7 Workshop Procedures.....	6
1.8 Expected Outcome.....	6
2 Summary of Discussion Topics	11
2.1 Who Benefits from Innovation	11
2.2 How to Transfer Benefits to the Homeowner	11
2.3 How Does Each Stakeholder View and Compute Costs	12
2.4 How Does Each Stakeholder View and Compute Uncertain Future Benefits.....	12
2.5 How to Evaluate the Risks of Using Innovative Technologies	13
2.6 How to Measure the Social Costs and Benefits of Innovative Technologies.....	14
2.7 How Can the Regulatory System Be Used to Encourage Innovation.....	15
2.8 Who Should Bear the Costs of New Delivery Systems for Innovative Technologies.....	16
3 Summary of Stakeholder Perspectives.....	17
3.1 Owners.....	18
3.2 Lenders.....	18
3.3 Builders.....	19
3.4 Building Product Manufacturers.....	20
3.5 Building Code Regulators.....	20
3.6 Model Codes Developers.....	21

3.7	Buildings/Economics Researchers.....	22
3.8	Consultants.....	23
4	Next Steps.....	25
4.1	Housing Market Considerations	25
4.2	Housing Delivery System	26
4.3	Attribute Metrics.....	26
4.4	Role of Regulation	28
4.5	Innovation	28
Appendix A	Individual Comments Organized by Discussion Topic	29
Appendix B	Individual Comments Organized by Stakeholder Group and Keyword ...	81
Appendix C	Schematic Durability Rating System and Valuation	143
Appendix D	Workshop Agenda	147
Appendix E	List of Attendees	149

List of Tables

Table 1-1.	Affordability and Technology: Hierarchy of Key Stakeholder Groups.....	7
Table 1-2.	Affordability-Related Benefits (or Cost Savings) Classified by Stakeholder Group	8
Table 1-3.	Affordability-Related Costs (or Benefit Reductions) Classified by Stakeholder Group	9

Disclaimer: The comments represent viewpoints of the individuals participating in the workshop and not those of any organization, institution, or stakeholder group. Workshop participants may have mentioned trade names and company products as examples to illustrate their comments. In no case does such mention imply recommendation, endorsement, or judgment by the National Institute of Standards and Technology or the U.S. Department of Housing and Urban Development.

List of Acronyms

<i>AHJ</i>	authority having jurisdiction
<i>ASTM</i>	American Society of Testing and Materials, International
<i>ATC</i>	Applied Technology Council
<i>BCEGS</i>	Building Code Effectiveness Grading Schedule
<i>BFRL</i>	Building and Fire Research Laboratory
<i>BTI</i>	Building Technology Incorporated
<i>DOD</i>	U.S. Department of Defense
<i>DOE</i>	U.S. Department of Energy
<i>EIFS</i>	exterior insulation finishing systems
<i>EPA</i>	U.S. Environmental Protection Agency
<i>ESR</i>	evaluation service report
<i>FDA</i>	U.S. Food and Drug Administration
<i>FEMA</i>	Federal Emergency Management Agency
<i>FHA</i>	Federal Housing Administration
<i>FNMA</i>	Federal National Mortgage Association (Fannie Mae)
<i>GFCI</i>	ground fault circuit interrupter
<i>HUD</i>	U.S. Department of Housing and Urban Development
<i>HVAC</i>	heating, ventilation, air conditioning
<i>IAQ</i>	indoor air quality
<i>ICBO</i>	International Conference of Building Officials
<i>ICC</i>	International Code Council
<i>IRC</i>	International Residential Code
<i>ISO</i>	Insurance Services Office
<i>LCC</i>	life-cycle cost
<i>LEED</i>	Leadership in Energy and Environmental Design
<i>LTV</i>	loan-to-value
<i>MF</i>	multi-family
<i>NAHB</i>	National Association of Home Builders
<i>NBS</i>	National Bureau of Standards (forerunner of NIST)
<i>NES</i>	National Evaluation Service
<i>NIH</i>	National Institutes of Health
<i>NIST</i>	National Institute of Standards and Technology
<i>O&M</i>	operations and maintenance
<i>OAE</i>	Office of Applied Economics
<i>OMB</i>	U.S. Office of Management and Budget
<i>OSB</i>	oriented strand board
<i>QA</i>	quality assurance
<i>QC</i>	quality control
<i>PATH</i>	Partnership for Advancing Technology in Housing
<i>PBC</i>	performance-based codes
<i>PHD</i>	planned housing development
<i>PITI</i>	principal, interest, taxes, and insurance
<i>PRD</i>	planned residential development
<i>R&D</i>	research and development

<i>RIF</i>	resource impact factor
<i>ROI</i>	return-on-investment
<i>RUF</i>	resource utilization factor
<i>SF</i>	single-family
<i>SKU</i>	Stock Keeping Unit
<i>URMB</i>	unreinforced masonry building

1 Introduction

1.1 Background

Affordability has always been an important consideration in housing, but its impact on housing choices has usually been informal. With recent changes, such as the addition of affordability as an explicit goal to the International Residential Code,¹ more and more housing decision-makers are realizing the need to address affordability both explicitly and formally. There is no standard, uniform, or accepted definition of affordability, however, that code officials can use to define and measure affordability. Without a set of guidelines for measuring affordability, manufacturers, code officials, and consumers will not have a clear methodology for evaluating the affordability of alternative or new housing technologies in owner-occupied housing. The NIST project “Affordability Guidelines for Owner-Occupied Housing” will develop those guidelines in collaboration with building community stakeholders. The guidelines will show how to measure and evaluate the affordability of alternative residential building technologies when compared with a conventionally used technology satisfying the same function or code requirement. The guidelines will accommodate multiple measurement methodologies. For example, one such methodology is life-cycle costing as described in ASTM standard practice E 917.² The consensus affordability guidelines resulting from this joint effort will result in a more rapid introduction of new, more cost-effective technologies in housing, thereby supporting HUD’s Strategic Goal 1: Increasing the Availability of Decent, Safe, and Affordable Housing in American Communities.³

1.2 Affordability and Technology: Costs, Benefits, and Incentives

This introduction highlights discussion topics that relate to technology, innovation, and the affordability of housing.⁴ The workshop expanded on these topics by promoting discussions on the connections and relationships between housing affordability and technology and innovation. It focused on the effect of both new innovations and new uses of existing technologies on costs of materials, products, components, and, ultimately, the home. Measurement of housing affordability underlay all the discussions. The relationship between technology, innovation, and affordability will be examined at two scales:

- Technology and innovation at the scale of materials, products, elements, and components of housing.

¹ International Conference of Building Officials (ICBO). 2000. *International Residential Code for One- and Two-Family Dwellings*. Whittier, CA: ICBO.

² American Society for Testing and Materials (ASTM). 2001. *Annual Book of ASTM Standards 2001: Volume 04.11 Building Construction*. West Conshohocken, PA: ASTM.

³ U.S. Department of Housing and Urban Development. 2001. *Fiscal Year 2002 Annual Performance Plan*. Washington, DC: HUD.

⁴ It does not address the broader policy, societal, and economic issues that also relate to housing affordability, although the issues comprised a significant proportion of the discussions at the workshop (see Appendices A and B).

- Technology and innovation at the scale of the entire house and its delivery system.

1.2.1 Technology and Innovation at the Scale of Materials, Products, Elements, and Components of Housing

Existing technologies and new innovations at this scale penetrate the housing market within the current traditional housing production and delivery system. Innovators who develop new materials, products, elements, or components for housing must recover their costs through the marketplace. If this is to be achieved, it is necessary to examine the flow of costs and benefits that relate to innovations as they enter the housing market under the current production and delivery system and the stakeholders (see Table 1) affected by these costs and benefits. (See Tables 2 and 3 for matrices mapping the potential benefits and costs associated with technology change in housing to broadly defined stakeholder groups.)

Costs of innovation:

- Development costs, including the cost of obtaining code approval.
- First cost of the product.
- Replacement cost at the end of its service life.
- Maintenance and operation costs related to the product.
- Cost of risk of new-technology product uncertainty and failure.
- Poorer performance on aspects of performance that were not the focus of the innovation, such as durability or fire risk.

Benefits of innovation:

- Reduced first cost, such as lower cost materials of acceptable durability.
- Reduced housing maintenance costs.
- Reduced internal housing “operation” costs, such as lower annual fuel costs.
- Reduced external housing “operation” costs, such as lower commuting expenses.⁵
- Reduced vulnerability to natural or manmade disasters.
- Improved performance that cannot be easily monetized, such as improved acoustic privacy, aesthetics, or more easily cleaned surfaces.

1.2.2 Technology and Innovation at the Scale of the Entire House and Its Delivery System

Innovations at this scale penetrate the housing market through the creation of an alternative delivery system, since they cannot be accommodated by the current delivery system. The “open building” concept is an example of such an innovation. This concept is based on separation of the building structure and envelope from the finishing of interior spaces, with each produced by a different delivery system, and independently regulated

⁵ Higher density housing located nearer urban centers that may have higher first and operating costs, but lower transportation costs associated with it.

and financed. It has reportedly been used to produce housing in the Netherlands and in Japan.

Also, at this scale the range of stakeholders is expanded to include:

- Housing finance
- Housing insurance
- Public utilities (water, waste, energy, communication)
- Public services, such as transportation

Costs of innovation:

- Development costs, including the cost of obtaining code approval, which are significantly higher at this scale due to the longer development time and more comprehensive and complex product.
- First cost of the product.
- Replacement cost at the end of its service life.
- Maintenance and operation costs related to the product.
- Cost of risk of new-technology product uncertainty and failure, which can be significantly higher at this scale because of the wider impacts of a total system failure.
- Cost of developing a new delivery system, including finance, insurance, and regulation.
- Cost of new infrastructure entailed by technology at this scale, such as public utilities and public services.
- Poorer performance on aspects of performance that were not the focus of the innovation, such as durability or fire risk.

Benefits of innovation:

- Reduced first cost, such as lower cost materials of acceptable durability.
- Reduced housing maintenance costs.
- Reduced internal housing “operation” costs, such as lower annual fuel costs.
- Reduced external housing “operation” costs, such as less commuting expenses.
- Reduced vulnerability to natural or manmade disasters.
- Improved performance that cannot be easily monetized, such as improved quality of life.

1.3 Key Concepts

The following key concepts have been used in the preceding discussion.

Technological innovation in housing, for our purposes, is defined as new ways of designing, constructing, producing, or of combining materials, at each of the scales discussed above. New technologies in housing are often slow to be adopted because of uncertainties about what they will cost stakeholders, both in the short and long run. Yet new technologies can be more cost effective than traditional technologies. Having a set

of guidelines for measuring the cost effectiveness of new technologies will encourage their consideration and adoption, and accelerate adoption of those new technologies that make sense.

First costs are those incurred at the beginning of a project. The first costs of windows, for example, when examined from the perspective of the homeowner, is what the windows cost to purchase and install. If we compare a traditional window system to a new technology on the basis of first costs, we would say the new technology is affordable on a first cost basis if its cost is less than or equal to that of the conventional technology used to satisfy the same function or code requirement.

Life-cycle costs are all costs associated with a given technology. They include first costs; operations, maintenance, and repair costs over a specified life cycle (e.g., the typical holding period for owner-occupied housing); replacement cost at the end of the life cycle; and any other costs associated with the technology over time. These life-cycle costs could be expressed as monthly mortgage costs (i.e., principal, interest, taxes, and insurance) or monthly holding costs (i.e., mortgage costs plus amortized operations, maintenance, energy, and repair and replacement costs). Thus the life-cycle costs of a new-technology window system would take into account, in addition to the purchase and installation costs (first costs), all costs of repairs, replacement, and even energy savings if the new system resulted in better thermal performance than the conventional system to which it was being compared.

Incentives are important in evaluating affordability because they affect the bottom line of how much building technologies ultimately cost a stakeholder. Cost sharing, tax credits or deductions, and grants to stakeholders will make new housing technologies more affordable when compared with technologies not favored with incentives. If a state government, for example, were to cost share the first cost of residential solar hot water heaters, the life-cycle costs of solar hot water (taking into account reduced energy bills for water heating) could become affordable (i.e., cost competitive) with conventional water heating systems. Cost sharing, tax deductions or credits, and grants to stakeholders, whether taken singly or in combination, all affect stakeholder affordability.

1.4 Project Description

There are four steps in the development of the affordability guidelines. The first was the completion of a white paper (that formed the basis for this introductory chapter of the workshop summary). It was used as a background piece by participant stakeholders at the affordability workshop to identify (1) what affordability means to them and (2) what sorts of measurement guidelines and other economic tools would help them.

The second step was to conduct the workshop to provide a framework for discussing key affordability/innovation-related issues. Discussion topics, based on the eight questions (see Section 1.6) and the two scales of innovation presented previously, were developed for use by participants of the affordability workshop to focus their discussion and to get their views on affordability/innovation-related issues.

The third step will be to develop a consensus roadmap based on the workshop outputs. NIST will explore ways in which reliance on a carefully selected set of standard practices and input from the stakeholder groups can be used to produce a consensus roadmap for developing a set of affordability guidelines. The consensus roadmap will include plans for awareness building and information dissemination. It is believed that this approach will facilitate the deployment of a set of affordability guidelines that can be supported by each of the key stakeholder groups.

The fourth step is the production of the affordability guidelines.

1.5 Customers and Stakeholders

Customers are the intended users of the affordability guidelines. A manufacturer who wants to advertise the relative affordability of a new product, for example, could measure that affordability with the guidelines. A consumer who wishes to compare the affordability of a new roofing shingle to conventional shingles is also a customer. These customers are at the same time the stakeholders. Having or not having affordability guidelines makes a difference in their evaluation of housing products. Thus they have a stake in what those guidelines say.

Six key customer/stakeholder groups are (1) homeowners, or their representatives, who wish to select a particular material, product, or system; (2) home builders, remodelers, developers, and their subcontractors, who integrate materials, products, and systems and provide the integrated package to homeowners; (3) innovators, product manufacturers, distributors, and retailers who wish to verify that their material, product, or system meets affordability criteria; (4) code officials and evaluation services who formulate codes or judge if the proposed material, product, or system meets code requirements; (5) real estate, financial, and insurance institutions and their agents; and (6) government programs concerned with housing-related issues (e.g., HUD, FEMA, DOE, and DOD).

Each of these groups was represented at the workshop because housing industry stakeholders are affected in different ways by affordability/innovation-related issues. Participants in the workshop considered alternative measures of affordability and commented on how each of those measures would or would not help them when making choices among housing technologies. Special emphasis was placed on documenting how each stakeholder group looks at affordability.

1.6 Workshop Discussion Topics

Eight questions formed the basis for sequential consideration and discussion at the workshop:

1. Who benefits from the innovation? Do the homebuyers or homeowners benefit? If there is a benefit of reduced first cost, does it pass through to the homeowner, or

does it go into the pocket of someone in the supply chain of the current delivery system?⁶

2. How to “push” the benefits to the homeowner? How can we help the home buyer to see the big picture, e.g., benefits as well as costs, especially initial costs? If a benefit comes at added cost, can the homeowner trade it off against reduced performance somewhere else in the house? Is the production function of housing (the current delivery system) flexible in that way to allow for substitutions among component costs, or is every innovation an “extra expense”?
3. How does each stakeholder view and compute life-cycle costs and benefits compared to first costs?
4. How does each stakeholder view and compute future benefits that are uncertain or contingent on very low probability events, such as protection from earthquakes or hurricanes that may never happen?
5. How should the uncertainty and risk associated with using new versus traditional technology be addressed?
6. How should society value or monetize the social costs and benefits of introducing technology in residential housing, such as energy conservation or disaster relief and recovery?
7. Can the regulatory system be used to encourage innovation, and to distinguish innovations with net benefits from those with net costs?
8. Who should bear the costs of development of new delivery systems and new infrastructure systems that are needed for innovation to penetrate the market at the scale of the entire house and its delivery system?

1.7 Workshop Procedures

Each discussion session was introduced by two individuals (leads) who briefly set the stage of possible positions, followed by facilitated discussion of subordinate questions among the full group. Leads were asked to pose divergent initial positions, as possible. Leads and/or facilitators sought to ensure that relationships to affordability guidelines and roadmap development were considered as part of the discussion and recommendations for each session.

1.8 Expected Outcome

This report summarizes the needs identified at the workshop for measures for affordability in relation to housing technologies. The report will form the blueprint for making a roadmap of what needs to be done in developing a set of affordability guidelines for owner-occupied housing. By following this blueprint, stakeholders will ultimately have a standardized, accepted definition of affordability that meets their needs and will help them make more cost-effective choices in owner-occupied housing.

⁶ When the code allowed non-metallic conduit in garden apartments, did the cost of the more expensive system it replaced get transferred from the union mechanic to the electrical contractor, or to the homebuilder, or was the cost to the consumer reduced?

Table 1-1. Affordability and Technology: Hierarchy of Key Stakeholder Groups

Homeowners	Homeowners Occupants Tenants Neighbors Homeowners' associations
Home Builders	Home builders Remodelers Developers General contractors Subcontractors Maintenance and repair providers
Product Manufacturers	Manufacturers Innovators Distributors Retailers
Code Officials	Code officials Evaluation services
Finance	Real estate Financial institutions Insurers
Government	HUD FEMA DOE DOD State/Local

Table 1-2. Affordability-Related Benefits (or Cost Savings) Classified by Stakeholder Group

Type of Benefit or Cost Saving	Stakeholder Group					
	Homeowners	Home Builders	Product Manufacturers	Code Officials	Finance	Government
Reduced first cost, such as lower cost materials of acceptable durability	x	x				
Less frequent replacement/longer product life/improved durability	x					
Reduced housing maintenance costs	x					
Reduced internal housing operation costs, such as lower annual fuel costs	x					
Reduced vulnerability to natural or manmade disasters	x				x	x
Improved performance in other qualities (convenience, comfort, soundproofing, health)	x					
Greater demand in marketplace, increased value of asset or product	x	x	x		x	
Reduced susceptibility to shortages						
Economic incentives (cost sharing, tax credits or deductions, grants)	x	x				x
Reduced external housing “operation” costs, such as lower commuting expenses	x					

Table 1-3. Affordability-Related Costs (or Benefit Reductions) Classified by Stakeholder Group

Type of Cost or Benefit Reduction	Stakeholder Group					
	Homeowners	Home Builders	Product Manufacturers	Code Officials	Finance	Government
New technology development costs			x			
Cost of obtaining code approval	x	x	x	x		
Cost of introducing and adapting to new technology: installation and maintenance training	x	x	x	x		
Cost of risk of product uncertainty and failure	x	x	x	x	x	
Cost of economic incentives					x	x
Reduced sales of selected product/equipment lines and associated services			x			
Increased marketing costs		x	x		x	
Higher first cost	x	x	x		x	
Replacement cost at the end of product's service life	x		x			
Maintenance costs related to the product	x		x			
Operations costs related to the product	x		x			
Cost of financing (closing costs, mortgage interest)	x	x	x		x	x
Insurance costs (premium, deductible, type of coverage)	x		x		x	x
Location/Usage costs (convenience, school district, commuting, crime; housing size, features, amenities)	x	x				x

2 Summary of Discussion Topics

Workshop discussions covered a wide range of issues. Some of the discussions focused on policy considerations, which are beyond the scope of concerns for this work. The following sections highlight the key points that emerged from each workshop discussion session. All documented comments for each discussion session, arranged in sequence, are presented in Appendix A.

2.1 Who Benefits from Innovation

Richard Wright and Carlos Martín, representing homeowners and building/economics researchers, respectively, introduced the question of who benefits by asserting that housing value results from both economic and non-economic factors. Further, any discussion of affordability must address pricing and the uncertainty of being able to recoup an investment in housing. Key discussion points included:

- Prices and pricing are local
- Cost of production (of a dwelling) does not set price, though there are indirect relationships (cost determines whether or not the house will be built)
- Benefits of innovation do not pass directly to home buyers
- Producers make decisions regarding product, not the consumer (who buys a complete package, not a collection of options or attributes)
- Durability may be a key to passing benefits to home buyers and owners
- Buyers focus on their own time horizon (how long they will own the house—not its extended life-cycle; there is no incentive to consider a longer period)
- Lenders define affordability—not builders, not buyers
- Benefits accrue to decision-makers at various points in the production process
- Regulation is a significant factor in housing cost (estimated at 30 %)
- Delivery systems for innovation in new and existing housing are very different

2.2 How to Transfer Benefits to the Homeowner

Ed Sutton, representing the builder stakeholder group, and Theresa Weston, representing product manufacturers, led the discussion of delivering innovation benefits to homeowners. Producers and product manufacturers look for market ‘pull’. The industry does not ‘push’ products or benefits to consumers. Communication with the consumer is key to the sales process. The builder is typically the buyer of housing products, not the homebuyer or owner—especially for the new home market. Manufacturers must create value for the builder, and, through the builder, for the homeowner. An innovation cannot trade off performance from one system to another. Key discussion points included:

- Innovation must bring some sought after benefit (a ‘hook’)
- Builders limit the number of options available to buyers
- Builders and buyers want benefits of innovation at no cost or reduced cost
- Some builders target 80 % of buyer’s budget, then allow 20 % for add-on options

- “See and feel” innovations are easier to sell than hidden changes that may affect/improve durability
- Today, QC/QA (quality control/quality assurance) and business management (non-building considerations) are key to delivery system efficiency improvement
- How does builder/buyer decision-making differ throughout the product adoption/penetration process?
- Buyers do not know what they want, at least until it is shown to them

2.3 How Does Each Stakeholder View and Compute Costs

Robert Chapman and Paul Emrath, representing researchers and builders, led the discussion of attitudes toward costs across stakeholder groups. From a buildings research perspective, stakeholder variations occur in discount rate, time horizon, and relevance of costs. Life-cycle analysis is flexible, provides structure, under a wide range of conditions. Time horizons are important to builders as well. Buyers are uncertain of time in home and who will buy when they sell, and so use varying discount rates—in addition, different buyer segments behave differently. Key discussion points included:

- Time horizons increase with income, length of time in the home, and repeat buyers
- Lenders focus on first costs while insurers, communities, and governments have longer time horizons
- Differences between single-family and multifamily markets are significant—age, service life, and condition are considered at multifamily resale
- Standing and position of building code regulation and enforcement representatives as stakeholders in questions of affordability are unclear (although International Residential Code now explicitly cites affordability along with safety as goals)
- It is difficult to juxtapose economics against safety in codes and standards deliberations
- Rare event risk assessment is based on documented actuarial experience
- Home inspections could become the counterpart to due diligence for single-family home resale assessments

2.4 How Does Each Stakeholder View and Compute Uncertain Future Benefits

Ed Sutton and Robert Chapman, representing builders and building researchers, introduced a discussion of the effect of uncertainty associated with rare events on decision-making. Visible innovation aids market acceptance of change requirements. But, consumers are largely unable to rationally differentiate risks (may fear low risk more than high risk events). Insurance and taxes may be fruitful areas for incentives to innovation. Minimum acceptable levels of health and safety standards are neither well defined nor understood—much less so for issues such as affordability. Understanding of risk should be based on magnitude, probability, and expected performance during rare events. But, risk-based decisions, such as in determining insurance premiums, may penalize those least able to afford an increase. Key discussion points included:

- The magnitude of any event is, essentially, the magnitude of the loss that occurs
- Home buyers, in attempting to understand quantitative data in a qualitative way, divide hazards into ‘impossible’ and ‘intolerable’ categories (protecting against only the latter)
- There are three types of consumers: one group will choose mediocre performance because they want to avoid the uncertainty, even at a cost of lower performance. The second will choose the high performance option if the uncertainty is controllable by their own actions. A third may choose the high performance/high uncertainty option because they care only about first cost
- Product innovation that relies on maintenance for operation will fail
- Tolerance of deterioration in homes (deferred maintenance) is a problem, at present there is no direct accountability for inaction—how can it be addressed?
- Building condition has extended impacts—building vacancy rate has been found to be a strong indicator of fire frequency for entire neighborhoods
- Increased safety leads to increased costs of housing; the same will be true for all other attributes
- Increased enforcement/adherence (to whatever the standard is) leads to increased housing quality
- There is no guarantee that innovation either lowers costs or increases quality

2.5 How to Evaluate the Risks of Using Innovative Technologies

Theresa Weston, representing product manufacturers, and Michelle McDonough, representing lenders, introduced the discussion of uncertainty associated with the use of innovation. Uncertainty includes unforeseen costs, durability of value, and consistency of the capability to measure multiple aspects of innovation. Manufacturers reduce risk in new products by making evolutionary rather than revolutionary changes (with greater chance of failure), by addressing all aspects of impacts on performance, and by developing installation, delivery, and O&M procedures as the product is developed. Key discussion points included:

- New products are in direct competition with existing substitute products
- Building codes and standards can become barriers to innovation
- Product assessment should involve 3 distinct stages: assessment by manufacturer, controlled assessment by a limited population, then general distribution
- Site assembly by third-parties is a problem—more systems integration (engineered product) is needed.
- To manufacturer, time is a critical factor—extended development and testing takes time off the patent and reduces the value of the innovation to the innovator
- Development of innovations must look closely at even minor portions of costs, such as flashing for windows
- New products often must completely replace an existing product in the supply chain because of marketing and distribution considerations.
- Innovation developers seek standards of acceptance—code compliance acceptance is very important

- For new products:
 - Manufacturer will understand risk
 - Consumer (builder) will overestimate risk
 - Both will try to shift risk to someone else
 - Ultimate consumer (home buyer) probably least able to afford risk

2.6 How to Measure the Social Costs and Benefits of Innovative Technologies

Michelle McDonough, representing lenders, and Ron Piester, representing building code regulators, introduced the discussion of social costs and benefits in housing. There is a difference between ‘valuing’ and ‘monetizing’ social aspects of housing. Similarly, there are differences between ‘general stakeholders’ (e.g. regulators and repairmen) and ‘stakeholders with standing’ that have a direct economic investment in housing. In terms of distribution of costs and benefits, lenders are far more concerned with negative impacts on low-income buyer segments (which are much more susceptible to adverse effects). Social costs vary depending on the geographic/political level at which they are considered and are highly subjective.

Rather than direct stakeholders, code regulators are key players/actors in expressing and promoting societal valuation of housing and housing innovation. The government must assess the effectiveness of ‘incentive’ versus ‘regulation/mandate’. The government must determine a threshold for action based on perceived risk or lose public trust. The public will reject increased cost until they recognize benefit, then they will embrace action. The public does not want to pay more for a ‘mandated’ action.

Key discussion points included:

- Social valuation may be considered as the act of maximizing wealth (of the community) through regulations or incentives that address factors which are not obvious and visible—“internalization of externalities”
- The multifamily delivery system internalizes external costs for many actors, reflecting the difference between a private transaction (such as that for single-family house) and a public (regulated) transaction
- Benefits do not have to go only to society, but can go to the entrepreneur—the person who starts the change/takes the initial risk, makes the money—by removing regulations and other barriers to innovation
- On the other hand, regulations are used to compensate for the fact that “natural costing” does not automatically account for all costs
- Lack of agreement on assessment parameters often prevents policy decision making—decision makers cannot rely on staying power of policy analysis
- The home buyer views the product (housing) as a durable asset, internalizing all perceived costs
- Durability of the asset (housing) could and should be better understood by all stakeholders

2.7 How Can the Regulatory System Be Used to Encourage Innovation

John Hall and David Conover, each representing model code developer perspectives, introduced the discussion of the use of regulation to encourage innovation.

Most regulation is intended to advance not affordability, but some other factor, primarily safety. Many regulators want to trust what they know works—prescriptive standards—feeling that performance approaches may undercut effectiveness of standards and may be more difficult to evaluate. Innovation may exacerbate performance-based evaluation concerns. In addition, lack of a common language is a problem—economists and policy makers want to express all concerns in dollars. The key point is that we don't need less, we need better regulation—the advocated approach favors modeling, yielding “smart regulation audited with civility.”

Can the regulatory system be used to encourage innovation? Yes. Factors must be identified and explored. What is needed is a baseline level to exceed. For life-safety issues, codes and standards typically lag technology development. If non-prescriptive, there is no information on which to base approval/acceptance. A recent *Washington Post* column⁷ on regulation cites three needs:

- Information based on good research
- Willingness and ability to defend analysis tools
- Implementation policies that encourage smart life-saving analyses

Key points in the ensuing discussion included:

- There is no evidence that more innovation occurs under one or the other scheme of regulation (performance-based or prescriptive)
- The presumption is that performance-based requirements may encourage innovation through offer of options (such as compliance options in New York)
- Conversely, a serious vulnerability of the present regulatory structure is confidence that prescriptive codes achieve desired purposes/objectives (a confidence which may be unwarranted)
- Looking at other industries for guidance, there is a strong trend that deregulation spurs innovation
- Recommend research to model an insurance-based approach to encouraging housing innovation; determine appropriate government roles (analogous to self-amortizing mortgages); determine feasibility
- However, Type 1 and Type 2 statistical errors have a role in evaluating the effectiveness of innovation—there is a need to look at the existence of both ‘good’ and ‘bad’ innovation
- Before ‘affordability’ can be defined, ‘safety’ (in terms of “acceptable risk”) needs to be defined—there is currently no generally accepted definition

⁷ Hahn, Robert and Scott Wallsten, “Whose Life is Worth More? (And Why Is It Horrible to Ask?),” *Washington Post*, June 1, 2003, pp B3.

- Because it is unclear what the code means in terms of performance (and not measurable), innovation will not occur as long as acceptance decision-making remains local
- The fundamental need is to determine what is an “acceptable level of risk” and then protect against it through regulatory enforcement

2.8 Who Should Bear the Costs of New Delivery Systems for Innovative Technologies

Paul Emrath, representing the builder stakeholder group, and Theresa Weston, representing product manufacturer perspectives, introduced the discussion of who should bear costs of improved product delivery systems.

Mandated innovation is disproportionately a burden to low-income home buyers. Owners are interested in restricting supply to protect the value of their assets. Politicians have an interest in protecting asset value as well. In considering a new delivery system, how would it be regulated? Would local regulators necessarily lose control of the process?

Development costs for new delivery systems at whatever scale will get passed to the consumer, and, even so, will not be undertaken by intermediate participants if the costs are too high. If builders cannot pass on at least part of the costs, they will not buy. The question is not who pays, but how costs are distributed.

Key discussion points included:

- Builder will pay the costs of the new delivery process at the outset, but will pass along to home buyer as soon as possible
- Government has moved away from any consideration of ‘command and control’ strategies (such as ‘operation breakthrough’ in the ‘70s)
- Today, vertical integration, engineered systems, and modular integration are the strongest approaches to changing housing delivery—trades and agencies should get together and decide on a course of action
- A ‘pilot project’ (in an analogy to medical industry practices) would produce not total change, but an immediate test of the effects of changes
- Conversely, a ‘pilot project’ may conflict with existing infrastructure; change may be viewed as negative—if the pilot is big, it may be blocked by existing industry and a consumer afraid of reduced asset value.
- Recommend a feasibility study—is there a role for government in a test of changing housing delivery?
- No individual will put up with any cost to change this delivery. Who will pay?
- Need a delivery system to routinize rehab and reuse—introduce innovation through rehab rather than new construction
- Conversely, while there is a clear need for innovation in the existing housing stock, most new products will be for new construction—50 million new buyers over the next 50 years will push new development (even though they may enter market through purchase of existing stock)

3 Summary of Stakeholder Perspectives

Eight stakeholder groups were represented at the meeting. This list of stakeholders is a variation on the six identified in section 1.5 of this report. The code officials and evaluation services were separated to reflect the different roles that local code officials and model code developers play. The “government programs” stakeholder of section 1.5 was redefined to focus on the perspectives of researchers in both government and academia (as opposed to government regulators, housing providers, or emergency responders). Added to the list of stakeholders are consultants who play a role in housing delivery through their interactions with the other stakeholders.

- Owners: homeowners, representatives of homeowners, and homeowner associations who wish to select a particular material, product, or system
- Builders: home builders, remodelers, developers, and their subcontractors, who integrate materials, products, and systems and provide the integrated package to homeowners
- Building Product Manufacturers: innovators, product manufacturers, distributors, and retailers who wish to verify that their material, product, or system meets affordability
- Model Codes Developers: those who work in international and national codes-and standards-developing bodies
- Building Code Regulators: local and state government agencies responsible for code adoption and implementation
- Lenders
- Buildings/Economics Researchers in academia and government
- Consultants

Following the workshop, comments documented during discussion sessions were sorted and reviewed to develop a sense of the perspectives presented for each stakeholder group. Each stakeholder comment was judged to refer primarily to one of nine keyword topics that recurred across all discussion sessions:

- Attribute: affordability, durability, safety, etc. (flexibility, substitutability, customizability)
- Barrier/Incentive: (to market acceptance)
- Delivery system: (for housing and housing products)
- Market: supply-chain, builder, homebuyer, investor
- Metric: 1st, annual, life-cycle, time-horizon, units-of-measurement, uncertainty, market signal, rating scale
- Perspective: interest, standing, constituents
- Product: development, test/evaluation, distribution, sale
- Segmentation: Multi-family/Single-family, new/existing, low-income/high-income
- Value: cost, price, benefit [val]

The following sections highlight key points reflecting the perspectives expressed for each stakeholder group over the course of the entire workshop. All documented comments for each stakeholder group, arranged by keyword topic, are presented in Appendix B.

3.1 Owners

- Community concerns should be considered; they may be the ultimate benefactors of innovation
- High maintenance is not a reliable strategy for low frequency events; need fail-safe systems
- We need to determine what is an “acceptable level of risk” and then protect against it
- ICC and rehab codes are steps in the right direction—going to a statewide code increases consistency in enforcement
- For low-income housing, a 3rd-party has joined the transaction and regulates decision-making; that is not present in the private-sector single-family market
- We need to change terms of reference for risk—a 100 year flood is as likely again next year as this year
- Low-income buyer is a different market; must balance current social taste, income limits, performance of home—tradeoffs must be made and high maintenance cost is a key issue
- While housing production cost may not determine selling price, cost will determine whether housing is built

3.2 Lenders

- The biggest problem is functional obsolescence of housing; today will not be tomorrow in all dimensions, including operating cost concerns
- What is the quality level for ‘affordable’ housing—safer means higher cost; will be the same for all attributes
- Risk-based insurance may have contrary effect of increasing cost to those that can least afford it
- Innovation in lending has led to greater purchasing power (most significant contribution to housing affordability over last two decades)
- While the debt ratio is determinant, the multi-family (MF) delivery system explicitly considers age, service life, and condition at resale—must consider the viability of the structure (due diligence)—home inspections could serve a similar purpose for single-family (SF) delivery
- A metric is needed to decide between increased regulation and deregulation
- Codes can only address a minimum level of safety
- There is a difference between ‘valuing’ and ‘monetizing’ and social value is highly subjective
- Is affordability the “ability to pay” or the “cost to build”? The value of housing is “what it will sell for”; it’s a competitive market, but the cost of building (production) does not set the price

- Individual choices do not affect expected resale value (time horizon can be critical to decision making)
- If it is worth something, lenders will underwrite it

3.3 Builders

- Interested in minimum health and safety standards
- Innovation cannot rely on maintenance for operation—product will fail
- Before you can define ‘affordability’, you need to define ‘safety’
- Regulation is the key to ‘affordability’ (represents 30 % of the cost of housing)
- Today, QC management/business systems and non-building considerations lead in importance; 70 % of tradesmen have no employees
- A big problem for builders is how to train producers/installers (laborers); ability to train will be a big component of acceptance of innovation
- Insurance companies have an opportunity to reduce their own risk through risk-based underwriting (encourage rather than force acceptance)
- Product evaluation reports are limited only to existing code requirements and do not test against purposes of innovation (whatever those may be, such as durability)
- New technology often must completely replace something already out there—a tough sell
- Mandated innovation is disproportionately a burden to low-income buyers of housing
- No individual will put up with any cost to change product delivery
- Consumer does not want durability, consumer wants upgraded carpet
 - Buyer is buying a complete product package
 - Builder has difficulty in accommodating ‘menu’ of product choices (especially for spec building)
 - Buyer expects minimum level of durability
- Consider concept of ‘durability rating’ system/policy
 - Single number, 0-100
 - Market compensation of rating (higher resale for higher rating)
- As a rule-of-thumb, builder may want to price at 80 % of buyer’s budget, then add unforeseens, and widgets that are wanted (product ‘pull’)
- Time horizons apply to builders as well; builders are not opposed to LCC analysis
- Buyers are uncertain of time in home, who will buy, and so use varying discount rates
- It is difficult to argue safety versus economics in a public forum
- Deterioration takes place over time—it costs \$1800/year to maintain housing, \$237K is the average resale cost of a house; thus, homeowners spend only 1 % of house value on their single most valuable asset each year
- Rental property investor seeks 1 % property + improvement cash flow in stable market; delay in maintenance will penalize the seller; how much? (subject of study?)
- Long term interests align regulators and existing building owners

- Need innovation not in widgets and hard things, but in regulation—such as opportunities implicit in implementation of rehab codes
- We see indications of marketplace changes, but cannot yet confirm
- Appraised value is a blunt instrument (and should be more sensitive)
- The question remains—how to value a parameter in order to have a basis to set a fee—the consumer views the product (housing) as a durable asset, internalizing ALL perceived costs

3.4 Building Product Manufacturers

- Regulation typically does not promote or discourage change
- Code training is part of the product development process
- Development costs will get passed to the consumer, and, even so, will not be undertaken if too high—if builders cannot pass on at least part of the costs, they will not buy
- Builder will pay the costs of a new delivery process at the outset, but will pass along as soon as possible
- Perhaps we should focus on changing delivery of existing stock rehabilitation
- We identify where ‘pull’ is from and address need; use multiple channels to reach the consumer; look at complete LCC, including replacement cycles
- Applied research is done well privately; basic research is no longer being done by the federal government
- We reduce our risk in introducing new products in four ways:
 - Evolution is manageable; revolution involves unforeseen issues (with greater chance of failure)
 - Assessing performance must be addressed in all areas of impact.
 - ASTM standard E 1825 lists things to look at.
 - Should develop installation and delivery system as product is developed
- Prescriptive standards represent “the way things have been done”—new product must test against existing product and evaluate existing product for comparison
- Goal is to find the hook for the consumer and innovate to the hook
- Each consumer uses own set of values and beliefs in personal decision-making

3.5 Building Code Regulators

- Community interests must be considered; long-term interests matter to lenders
- Performance-based requirements can encourage innovation through offer of options (compliance options in the case of NY State)
- Local officials need assurance—binding interpretation, although not often done, is a useful tool
- The state and local regulators are interested in both 1st costs and LCC
- Building regulators are accountable to the political jurisdiction
- It is a complicated role, but the state owns a lot of property (and has a direct stake at least to that extent)
- Effectiveness of ‘incentive’ v. ‘regulation/mandate’—government must determine threshold based on perceived risk or lose public trust

- Public will reject increased cost until they recognize benefit, then they will embrace action
- Public does not want to pay for a ‘mandated’ action
- Recent study of contributing factors to fire has found vacancy a strong indicator and greater frequency of vacancy in poor areas
- Innovation costs must be a consideration

3.6 Model Codes Developers

- If you ignore maintenance, you are playing probabilities
- Need more realistic estimates of affordability
- Most regulation is intended to advance not affordability, but some other factor, primarily safety
- Lack of a common language is a problem—economists and policy makers want to express all concerns in dollars
- We don’t need less, we need better regulation—the advocated approach favors modeling, yielding “smart regulation audited with civility”
- For life-safety issues, codes and standards typically lag technology development
- If non-prescriptive, there is no information on which to base approval/acceptance
- Effective regulation requires information based on good research, ability to defend analysis tools, and implementation policies that encourage smart life-saving analyses
- There are, in fact, mathematical definitions for safety in the codes
- Regulators provide a function—that function must be acceptable to those being regulated in order for the system to work effectively
- What about improved design, equivalent performance, and innovation? Is delivery system capable of flexibility?
- Recommend going beyond durability—consider a series of scales/indexes with differing parameters
- Uncertainty is the issue for performance measures:
 - Want to align ‘who decides’ with ‘who receives the benefits or pays the costs’
 - Various stakeholders/decision-makers come in at different points in the delivery process with different interests
- While the energy issue was driven by economics and ‘easy’ LCC analysis; LCC is more difficult as you move to life-safety and other issues
- Most stakeholders ignore low probability events—handling quantitative info qualitatively
- Frame cost/benefit against another reference (e.g. value of investment)
- Type 1 and Type 2 statistical errors have a role in evaluating the effectiveness of innovation—need to look at existence of both ‘good’ and ‘bad’ innovation
- How does each stakeholder decide what to consider—can we affect the process of that decision?
- Regulators come as close as any stakeholder in looking at all considerations
- Codes are an imperfect but valuable instrument
- Find a way to keep good products alive long enough to check performance

- Interactions (among stakeholders) are a key aspect in changing product development
- States should be careful of taking on product certification functions (e.g., Florida example); it could increase complexity, uncertainty, and cost
- Abandonment of property leads to leveraged risk for others
- Need a delivery system to routinize rehab and reuse—Introduce innovation through rehab rather than new construction
- There is no guarantee that innovation either lowers costs or increases quality

3.7 Buildings/Economics Researchers

- ‘Affordability’ is whatever Fannie Mae and Freddie Mac say it is: principal, interest, taxes, and insurance (PITI)
- Home insurance industry is not responsive to efforts to get them to consider incentives for durability—great variation from state to state, no rational relation to housing quality
- There are too many gatekeepers; find other ways to protect buyers, such as “builders insurance”
- Suggest that government undertake research/modeling of insurance-based approach to housing innovation; determine appropriate government roles (analogous to self-amortizing mortgages); determine feasibility
- The housing industry is so fragmented, no single organization is large enough to overcome barriers to innovation
- Consider a system of binding interpretation to promote consistency in code enforcement
- All products must be sent to a 3rd party for installation—systems integration is needed
- Government has moved away from any consideration of ‘command and control’ strategies
- Product ‘branding’ and ‘bundling’ may stimulate demand
- It may be possible to interest the consumer to be concerned about the 1st resale period, but not the 15th cycle
- Emphasize the study period for LCC analyses (longer horizons introduce additional concerns)
- Stakeholder variations occur in discount rate, time horizon, and relevance of costs
- LCC analysis is flexible and provides structure under a wide range of conditions
- Studies of recapture of costs for storm mitigation indicate a market signal (visible innovation) aids market acceptance
- Risk perception studies indicate consumers cannot differentiate risks
- Policy makers should consider incentives, such as insurance premium reductions or reduced community costs recognized through transfer tax credits if dwelling is improved
- Metrics are not yet available to either estimate or justify increased costs
- Much of visible innovation is by small companies with low capitalization looking to push innovation into market with little testing or success

- Consider a ‘pilot project’ as an approach (analogy to medical industry); allows not total change, but immediate test of change
- Homeowners are not a homogenous group; 2nd time buyers have much different interests than 1st timers
- There are definite stages of innovation penetration and adoption--how is decision-making different from group to group?
- The delivery system for multifamily housing internalizes external costs for many actors--it reflects the difference between a private transaction and a public transaction
- While there is a clear need for innovation in existing housing stock, most new products will be for new construction—50 million new buyers over next 50 years will push new development even though buyers may enter the market through the purchase of existing stock
- Homebuilders must compete by adding value
- Housing is the only industry to insist that innovation requires increased costs

3.8 Consultants

- Durability measurement has been supported by component manufacturers, opposed by materials suppliers, and opposed by builders (because it is already factored into markets)
- The ability to provide customization of components is an advantage for builders
- We need to ask why we are concerned with social costs:
 - 3rd party effects are fair game for incentives
 - Mandates should not be based on externalities
 - Externalities should be viewed very skeptically
- Confidence that prescriptive codes achieve desired purposes/objectives may be unwarranted
- Consider a role for government in a test of changing housing delivery
- Determine how to communicate magnitude, probability, and performance to each stakeholder group
- Product certification should recognize contractual trade influences and impacts

4 Next Steps

In examining the question of measuring affordability of housing and the impact of housing technologies on affordability, it may be helpful to consider several factors in addition to the stakeholder perspectives presented in chapter 3. The housing market, its delivery system, proposed metrics and attribute characteristics, regulation, and innovation all play a part in the affordability of housing. Treatment of these concepts is based on questions motivated by the workshop discussions as described in the following sections.

The answers to these questions, which are largely quantitative, would need to be addressed in developing economic measures of housing affordability. The first steps in the development of a roadmap for affordability guidelines will be to rank the importance/priority of each question, define the sequence in which each should be considered, and identify source materials or study references.

4.1 Housing Market Considerations

Affordability Guideline Development Roadmap Questions	Triggering Workshop Comments
What is the sensitivity of housing prices to housing production costs?	Prices/Pricing are local Pretty competitive market, but cost of building (production) does not set price
What is impact of price sensitivity on housing supply and demand? (Interest rates? Insurance? Taxes?)	Is affordability the “ability to pay” or the “cost to build” There are indirect relationships between the cost of production and the supply of housing Innovation in lending has led to greater purchasing power
What are disaggregated costs of housing production (land, materials, labor, management/administration, marketing, financing)?	How do you introduce efficiencies into product delivery system? (QC management/business systems) Non-building considerations lead in importance today; 70 % of tradesmen have no employees

4.2 Housing Delivery System

Affordability Guideline Development Roadmap Questions	Triggering Workshop Comments
<p>What is the process for housing decision-making (during initial design and construction and throughout service life)?</p>	<p>Shift buyer emphasis from 1st cost to life cycle costs; look at incentives to emphasize LCC Homeowner is given no options/choices; upstream decision makers decide.</p>
<p>What are innovation delivery system differences between new and existing housing? (Single family and multifamily?)</p>	<p>Existing stock dwarfs new construction; delivery systems for innovation in new and existing housing are very different</p>
<p>How can existing stock rehabilitation be made more efficient (routinized)?</p>	<p>Could be the subject of study—is there a role for government in a test of changing housing delivery? Perhaps we should focus on changing delivery of existing stock rehabilitation. Intent is to make rehab much more frequent (spurring innovation) and make delivery easier.</p>

4.3 Attribute Metrics

Affordability Guideline Development Roadmap Questions	Triggering Workshop Comments
<p>How do stakeholder perspectives, actions, and reactions differ?</p>	<p>How does each stakeholder decide what to consider? How are uncertainties...monetized?</p>
<p>What are/could be important economic 'measures of performance' for each stakeholder?</p>	<p>Frame cost/benefit against another reference (e.g. value of investment)</p>
<p>How should housing quality be measured?</p>	<p>Clarify the role of Type 1 and Type 2 statistical errors in evaluating the effectiveness of innovation. Need to look at both sides of the issues—existence of both 'good' and 'bad' innovation.</p>

<p>How can parameters of concern be integrated into property valuation processes?</p>	<p>Appraised value is a blunt instrument (and should be more sensitive)</p>
<p>How long does housing last and how does maintenance affect service life?</p>	<p>The issue is a mathematical problem and not that difficult to understand: \$trillion value of stock, divided by the number of units, plus annual cost of maintaining times service life, divided by service life equals annual cost of ownership.</p> <p>Concept makes a lot of sense except for characterization as “simple” problem—we do not know how long housing lasts. Pricing in durability may be useful, but may not.</p>
<p>What is the relationship of durability (and/or other parameters) to costs (1st, maintenance, and LCC)?</p>	<p>Consider concept of ‘durability rating’ system/policy</p> <p>Market compensation of rating (higher resale for higher rating)</p>
<p>What is a ‘minimum’ acceptable/expected level of durability (and/or other parameters)?</p>	<p>Buyer is buying a complete product package; expects minimum level of durability</p> <p>Consider series of scales/indexes with differing parameters.</p>
<p>What time horizons should be considered for economic decision-making?</p>	<p>Time horizon can be critical to decision making.</p> <p>Community interests must be considered; long-term interests matter to lenders.</p>

4.4 Role of Regulation

Affordability Guideline Development Roadmap Questions	Triggering Workshop Comments
<p>What is impact of regulation on housing production costs and pricing?</p>	<p>Uncertainty is the issue with performance measures Suggest “dynamic constrained optimization” We need actions to reduce constraints and/or free-up constraints Regulation is the key (represents 30% of the cost of housing)</p>
<p>What are impacts of externalities on housing stakeholder risk?</p>	<p>From regulator perspective, recent looks at contributing factors to fire found vacancy a strong indicator and greater frequency of vacancy in poor areas Abandonment of property leads to leveraged risk for others</p>

4.5 Innovation

Affordability Guideline Development Roadmap Questions	Triggering Workshop Comments
<p>How does innovation affect quality?</p>	<p>No guarantee that innovation either lowers costs or increases quality</p>
<p>What factors promote or discourage innovation? How?</p>	<p>Do we have any evidence that more innovation occurs under one or the other scheme of regulation?</p>

Appendix A Individual Comments Organized by Discussion Topic

The NIST/PATH workshop, Measuring and Assessing the Consequences of Technology and Innovation for Affordability of Housing, consisted of eight sequential discussions over the two-day period.

Over the course of the workshop, distinct comments by individuals were captured on “flip charts” as a running summary of the discussions. Several additional comments by individuals were identified through a synthesis review of notes taken by NIST participants. After the workshop all the comments were reviewed and sorted in a variety of ways to clarify and distill key points and recommendations.

The discussion sorting process involved the characterization of each documented comment in terms of the session and sequence in which it occurred, a keyword describing the underlying topic to which it was judged to refer, and the stakeholder perspective the individual making the comment was representing.

The tables below present each comment using the following format: keyword; discussion session, sequence of remarks, stakeholder group, remark/item, NIST notes synthesis.

Keywords: The workshop discussions consisted not of direct answers to the questions posed to the group but, rather, comments about different aspects of housing, innovation, markets, perceptions, etc. After review of all the discussions, individual comments were judged to refer primarily to one of nine keyword descriptors.

- Attribute: affordability, durability, safety, etc. (flexibility, substitutability, customizability) [att]
- Barrier/Incentive: (to market acceptance) [bar]
- Delivery system: (for housing and housing products) [del]
- Market: supply-chain, builder, homebuyer, investor [mar]
- Metric: 1st, annual, life-cycle, time-horizon, units-of-measurement, uncertainty, market signal, rating scale [met]
- Perspective: interest, standing, constituents [per]
- Product: development, test/evaluation, distribution, sale [pro]
- Segmentation: MF/SF, new/existing, low-income/high-income [seg]
- Value: cost, price, benefit [val]

Discussion Sessions: Eight question-based topics were posed to the group for discussion in separate sequential hour-long sessions over the two-day meeting. [Session #2 was conducted “out of order” after session #5 due to a schedule conflict.]

- #1: Who benefits from the housing innovation, both at component scale and at the scale of the entire house and its delivery system? [ben]
- #2: How to “push” innovation benefits to the homeowner, at the scale of housing components? [push]
- #3: How does each stakeholder view and compute life-cycle costs and benefits

- compared to first costs, at both scales? [comp]
- #4: How does each stakeholder view and compute future benefits that are uncertain or contingent on very low probability events, such as protection from earthquakes or hurricanes that may never happen, at both scales? [cert]
- #5: How should the uncertainty and risk associated with using new versus traditional technology be addressed, at both scales? [risk]
- #6: How should society value or monetize the social costs and benefits of introducing technology in residential housing, such as energy conservation or disaster relief and recovery, at both scales? [soc]
- #7: Can the regulatory system be used to encourage innovation, and to distinguish innovations with net benefits from those with net costs, at both component scale and at the scale of the entire house and its delivery system? [reg]
- #8: Who should bear the costs of development of new delivery systems and new infrastructure systems that are needed for innovation to penetrate the market at the scale of the entire house and its delivery system? [cost]

Stakeholder Groups: Eight stakeholder groups were represented at the meeting.

- Owner [own]
- Lender [fin]
- Builder [bld]
- Building Product Manufacturer [mfr]
- Building Code Regulator [reg]
- Model Codes Developers [mcd]
- Buildings/Economics Research [rch]
- Consultants [cst]

Sorts:

Several “sorts” of workshop comments were developed in order to derive recommendations across all the discussions. This appendix consists of “Sequential Comments” in the order documented in the discussion sessions. The resulting tables present, in columns from right to left, the keyword assigned to the comment, the sequential identification of the comment, the stakeholder group that made the comment, the ‘flip chart’ record of the discussion (items not captured on the flipcharts but recorded by NIST are listed as “see notes”), and a synthesis of notes taken by NIST participants. Appendix B consists of comments first sorted by stakeholder group affiliations and then by keyword topics.

Discussion session #1: **Who benefits from the housing innovation, both at component scale and at the scale of the entire house and its delivery system?** (ben) Do the homebuyers or homeowners benefit? If there is a benefit of reduced first cost, does it pass through to the homeowner, or does it go into the pocket of someone in the supply chain of the current delivery system?

keyword	sequence	stakeholder	'flip chart' record	NIST notes
per	1.01	rch	<p>Stakeholder groups:</p> <ul style="list-style-type: none"> • Homeowners • Homebuilders • Product manufacturers • Complementary groups interested in longevity after construction—lenders, insurers, community, etc. 	<p>Defining: Who benefits from the technology?</p> <p>Major stakeholders:</p> <ol style="list-style-type: none"> 1. Homeowners 2. Home builders: affect costs; are key leverage point in passing along costs, and bringing technology and benefits to home buyers 3. Product manufacturers 4. Housing institutions: lenders, insurers, utilities. Affected by longevity of house after construction and how house is utilized after construction <p>Need to look at life-cycle costs (LCC).</p>
val	1.02	own	<p>Scales of concern:</p> <ul style="list-style-type: none"> • Materials and components • Delivery system/satisfaction of broader concerns • Both economic and non-economic factors <p>How do we quantify 'value'?</p> <p>Must deal with marketplace issue of 'pricing' (uncertainty of recoument of investment)</p>	<p>Look at two scales of affordability:</p> <ol style="list-style-type: none"> 1. Components and materials 2. System: at this scale, there is a more complex relationship among stakeholders, community, homeowners. <p>Must consider LCC in affordability. There are economic and non-economic factors, but must make them as quantified as possible with the components and system. The challenge of the question of affordability is to define, specify, and guide affordability. There is the market issue of pricing, from the raw materials to labor to the marketplace. One factor in pricing is uncertainty. Therefore, decreasing uncertainty may be one way of improving pricing (from the affordability standpoint). Is cost (of materials, construction) reflected in pricing?</p>
mar	1.03	rch	<p>Housing market is not like others:</p> <ul style="list-style-type: none"> • Prices/Pricing are local • Not a traditional competitive market (builder is part of a cartel) • Benefits may not pass directly to home buyer • What happens to industry as a result of innovation? 	<p>The housing market is not free. It is not fully competitive because it depends on land availability and zoning. Therefore, if an innovation is introduced that should reduce costs over time, the market may not respond. Housing prices are set by location decisions about square footage, acreage, and local regulations. There are constraints on this market. This is not a fully competitive market. Building permits convey market power ("a piece of the monopoly"). The question is not whether the savings get passed on to the homebuyer, because most likely they are not. So must look at what the long-run impact of the innovation will be on the market regardless of whether the savings get passed on to the buyer. Pricing is based on the cost of alternative homes in the community (comparables), not the cost of materials.</p>
val	1.04	fin	<p>Value of housing is "what it will sell for"</p> <ul style="list-style-type: none"> • Pretty competitive market, but cost of building (production does not set price) • Price has little to do with 	<p>Asking price is not related to the cost of building a home. It has relatively little to do with the cost of the structure compared to market demand. The value of the house is what it will sell for. "Cheap" housing can become very expensive, because the price has little to do with the structure. The market determines the cost.</p>

keyword	sequence	stakeholder	'flip chart' record	NIST notes
			<p>structure</p> <ul style="list-style-type: none"> Is affordability the "ability to pay" or the "cost to build" 	
met	1.05	fin	There are indirect relationships between the cost of production and the supply of housing	Cost of materials is related to the price of the house because the going level affects how much gets built (supply of housing). The cost of building a house determines if the house gets built or not. The market defines where we go.
val	1.06	rch	Homebuilders must compete by adding value	Would like to see builders competing on quality, rather than on first cost, that is, based on the value of the house rather than its first cost. We are trying to get from first costs to LCC. When first costs are decreased, LCC are higher and consumers bear the burden of this increase.
val	1.07	own	Cost will determine whether it is built	In the suburban Maryland community of Montgomery Village, there is a requirement that a builder seeking a permit must devote 20% of the construction to affordable housing. The county definition of affordable housing is based on the rent or purchase price of the housing.
met	1.08	bld	<p>As a builder, trying to shift buyer emphasis from 1st cost to life cycle costs</p> <p>NIST/HUD/regulators need to look at incentives to emphasize LCC</p>	Need to focus on life-cycle costs. Need incentives to shift from first costs to LCC. Housing is not a free market. It is defined by policy, zoning, codes, etc. Need to establish a baseline for durability instead of focusing on first cost. Need incentives to create better housing stock rather than the status quo of more housing stock. Better housing stock implies lower LCC.
mar	1.09	mcd	<p>Want to shift discussion from macro to micro concerns:</p> <ul style="list-style-type: none"> Anecdote of re-roofing, question is not who benefits but who receives full-effect? Homeowner does, but is given no options/choices; upstream decision makers decide. 	The question should not be who benefits from housing innovation, but who receives its full effects. But the choice of using or not using the innovation is not given at time of home purchase. Choices are made for the buyer "upstream," by the producers, not by the party (the buyer) that receives the full effects. Homeowners only choose the final packaging. But the producers make the initial decisions about the use of advanced technology and materials (such as for roofing).
val	1.10	fin	Individual choices do not effect expected resale value (time horizon can be critical to decision making)	The average homeowner stays in their home about 5 years. The life cycle is short and affects the choices of homeowners, too. The homeowner needs to see the net benefit of the product.
val	1.101	bld	(see notes)	The extent this is true depends on whether use of more durable components is reflected in resale price of the home.
pro	1.102	fin	(see notes)	Marketing for product manufacturers plays a big role.
pro	1.11	bld	Too many components/complex product	Making all these choices available would be costly for the builder.
mar	1.12	mcd	We may be forced to work upstream of homeowner	We do not want to offer unlimited choices to homebuyers. But there is a need to work upstream of homeowner, need to understand what part of the costs and benefits that these groups see.

keyword	sequence	stakeholder	'flip chart' record	NIST notes
met	1.13	bld	<p>Consider concept of 'durability rating' system/policy</p> <ul style="list-style-type: none"> • Single number, 0-100 • Market compensation of rating (higher resale for higher rating) 	<p>In a previous contract with the U.S. Forest Service, a durability rating system was discussed. A policy could be done by the insurance company. Every house would get a number. A house rated 80 would last longer than a house rated 60. A rating of 45 would be low. A house rated 60 could move up to a 68 if an improvement were made to its durability. What rating would be acceptable to you? Durability rating will focus homeowners on looking at LCC. Homebuyers are more focused on the layout of the home. To be effective, the rating must mean something to the consumer. Policy could play a role here, as could lenders, insurers, and code inspectors. The idea is consenting to durability rather than incenting to first cost.</p>
mar	1.14	bld	<p>Consumer does not want durability, consumer wants upgraded carpet</p> <ul style="list-style-type: none"> • Buyer is buying a complete product package • Builder has difficulty in accommodating 'menu' of product choices (especially for spec building) • Buyer expects minimum level of durability 	<p>The homeowner has limited choices in a new home unless they have a custom home built. Most people do not have the understanding to make choices. Except for custom homes, the builder makes decisions about the components of the home. Builders mass produce, and do not want to give choices to buyers. In any case, buyers care about visible quality, such as of cabinets and carpeting, not the durability of structure. Most people do not have the understanding to make choices. NAHB are mainly custom builders. Most subdivisions are not usually custom built. Need to provide better information to homebuyers about the importance of durability.</p>
met	1.15	mcd	<p>Go beyond durability. Consider series of scales/indexes with differing parameters.</p>	<p>If there were a validated index to let the buyer know the durability and this were seen in the price, then if buyers make their purchase decisions based on this information, then would durability become more important in the marketplace?</p>
met	1.151	bld	<p>(see notes)</p>	<p>The index would be difficult to develop. And it would have to be credible and meaningful to the homebuyer. Sometimes, the buyers do not make the "right" decision, even with information. It is difficult to predict this behavior.</p>
met	1.16	reg	<p>Folks are working on this/these ideas now.</p>	<p>The Leadership in Energy and Environmental Design (LEED) group already doing this, i.e., evaluating products based on LCC, not first cost.</p>
met	1.17	mcd	<p>Resignation to "the system is the system" will not work</p>	<p>The index would be very complex.</p>
met	1.18	rch	<p>May interest consumer in concern about the 1st resale period, but not the 15th cycle Builders are concerned with contemporary tastes</p>	<p>The time an asset is held will determine its value. Everyone considers the short run. No one is going to focus on LCC currently, with rising real income levels. The concern is with the 1st and 2nd resale, but not the 15th resale. Buyers ask questions such as, "Do I have the most current bathroom or kitchen?" Buyers care</p>

keyword	sequence	stakeholder	'flip chart' record	NIST notes
				about aesthetics, floor plan, and curb appeal. Who cares about durability?
seg	1.19	rch	Homeowners are not a homogenous group; 2 nd time buyers have much different interests than 1 st timers	There is diversity among buyers. There is a huge difference between concerns for 1 st -time homebuyers and 2 nd time buyers. According to a survey, 1 st time homebuyers look at first cost and location. Second-time homebuyers, however, pay more attention to long-term durability because of the experiences they may have had with their first home. Realtors and appraisers need to bring these issues into their discussions.
att	1.20	reg	Community interests must be considered; long-term interests matter to lenders.	There is also a community interest in durability and what causes widespread adoption of innovations. Homes that do not perform become vacant.
att	1.201	fin	(see notes)	Financiers also have a stake.
att	1.202	rch	(see notes)	Real estate professionals and appraisers must be included because they affect the price of the house.
val	1.21	bld	Appraised value is a blunt instrument and should be more sensitive.	(see record)
bar	1.22	mcd	Buyers are not getting information related to their own interests	(see record)
bar	1.221	reg	(see notes)	The long term begins on day 1. Therefore, even if they ignore resale value, can still make the point about buyer and owner self interest.
bar	1.23	fin	Buyers would consider information if informed	If buyers knew durability affected the underwriting decision, durability would matter to them. An example is energy-efficient mortgages.
bar	1.24	rch	Contrary evidence—energy mortgage has not taken off The basic question of who benefits needs to be modified	But energy-efficient mortgages have not taken off and are not widely accepted, even 15 years after their introduction.
bar	1.241	rch	(see notes)	The lesson to be drawn is to look at why.
bar	1.242	rch	(see notes)	The reasons are too complex to be addressed here. The questions to be asked must be, what will the benefits of the innovation be and who will benefit? If an innovation becomes widespread practice, what are its impacts? You cannot answer the question on affordability unless you know in whose mind. Perception changes for the 1 st time homebuyer
att	1.25	mcd	Which effects/parameters should be emphasized?	Which characteristics of the house purchase are most important in a homeowner's or home-buyer's judgment that the home is affordable? This may reflect a matter of value received for money spent, transparency of the cost as part of total cost, or the individual's personal involvement in the decision to accept this characteristic. Which parties will benefit or be affected affects whether the innovation will be available to others.
bar	1.26	cst	The important issue is who decides—don't understand what is meant by 'affordability'	This is driven by stakeholders. One example was the requirement that all homes in one area be all electric. This was a disaster. Cannot sell the consumer short. It

keyword	sequence	stakeholder	'flip chart' record	NIST notes
			<ul style="list-style-type: none"> • What are policies that affect affordability, that affect homebuyer and other perceptions? • How do you get information to consumers? 	is LCC. They just need the information.
att	1.27	fin	<p>Biggest problem is functional obsolescence</p> <ul style="list-style-type: none"> • Build in flexibility to change • Today will not be tomorrow in all dimensions, including operating cost concerns 	Flexibility of housing design is important. The big problem is not structural deterioration of a home. It is functional obsolescence. Therefore, need to build flexibility into the house and its design for future changes, including those not motivated by operating costs.
mar	1.28	bid	<p>Why would builder be interested in putting in new stuff? Homeowners are at risk, should they also be "accountable"?</p>	There is resistance to innovation, including among builders and renovators. Homeowners need to be held accountable for their maintenance actions and decisions. They need to clean gutters and maintain the home, not just components. Homeowner responsibility would be enhanced with a durability rating because this responsibility would be rewarded by increases in the durability rating, and therefore the market value. We need flexibility to change. What is attractive today may not be attractive tomorrow. Why would the builder want to put something in? The homeowner has a role in durability and needs knowledge and information about it.
att	1.29	rch	<p>'Affordability' is whatever FNMA/Freddie Mac say it is (PITI)</p>	The extent and quality of maintenance is already captured in the resale value of the home. The homeowner is a liable party. The starting point of the affordability question is that it is based on whether Fannie or Freddie says it is affordable, i.e., can you qualify for the mortgage?
att	1.291	mcd	<p>(see notes)</p>	The buyers define what is affordable. Fannie and Freddie are secondary players. Buyer perceptions define affordability. The question is, what drives those perceptions?
mar	1.30	fin	<p>Innovation in lending has led to greater purchasing power</p>	The most significant factor improving affordability of housing has been automated underwriting. Just a few years ago, closing costs on a house averaged 2½ points. Now, they represent ½ point, on average. Innovations in financing have had the biggest impact on affordability.
att	1.301	mcd	<p>(see notes)</p>	A house is affordable from the homeowner's perspective.
att	1.31	cst	<p>Durability measurement has been supported by component manufacturers, opposed by materials suppliers, and opposed by builders (because already factored into markets)</p>	The market is having trouble swallowing guidelines such as durability ratings. Who supported the durability standard at ASTM? The components manufacturers. Who didn't? The raw materials suppliers, including gypsum producers, assemblers, and builders. These groups argued that the market already values durability, and therefore do not need more information.

keyword	sequence	stakeholder	'flip chart' record	NIST notes
				There is a need to measure the performance of the house.
met	1.32	mcd	<p>Uncertainty is the issue with performance measures</p> <ul style="list-style-type: none"> • Want to align 'who decides' with 'who decides what the benefits will be' • Various stakeholders/decision-makers come in a different points with different interests 	Regarding the earlier point about homeowner responsibility, as the ceiling is lowered, the floor is raised. It is important to align the benefits and consequences of choices with those that make the choices. In my case, labor poorly installed my shingles, but I, the homeowner, had to bear the consequences of that poor installation. There is no way to track certain points on the development chain, such as workmanship, that have a great effect on value. There are some checks on this: unions, liability concerns. The status quo is a sequential decision-making process. When a buyer comes into the process, he sees some but not all of the consequences of the previous decisions. There is no sword that cuts through the Gordian knots. Must leverage each decision node in the process. Some innovations lead to high expectations. Who determines the benefit? The people receiving the benefits (and costs) SHOULD be the ones making the choices (but aren't always).
per	1.33	mcd	<p>Who (are stakeholders) and why:</p> <ul style="list-style-type: none"> • Labor unions--jobs • Testing labs--money, jobs, uncertainty, liability • Investors--money, liability • Political jurisdictions--constituent service 	Regarding innovations, some groups have stakes. There are many people who do not want to see certain innovations implemented for various reasons, such as lower revenue. For labor unions, at stake are jobs, compensation, and liability. For the conformity assessment community (quality testing and performance testing labs), the stakes are payments for services and jobs. For investors and venture capitalists, the stake is money. All groups are incited by money, some also have liability concerns, too. In addition to these groups, the stake of realtors and appraisers is money. For government, it is setting policy and doing right by its citizens.
per	1.331	mcd	(see notes)	Add to the testing labs' stake uncertainty and liability because of difficulty of designing a test to accurately predict performance in realistic situations.
per	1.332	mcd	(see notes)	Being first is costly. Labs will charge higher testing fees to test a product that is extremely novel and is dissimilar to what is already out there.
per	1.333	mcd	(see notes)	If it is willing to do the test at all.
att	1.34	own	Innovation is an invention that succeeds in the marketplace; no success--no innovation	The definition of innovation is an invention that succeeds in the marketplace. What ensures its success? Innovation will only occur if people perceive <i>a priori</i> benefit.
seg	1.35	own	<p>Low-income buyer is a different market; must balance:</p> <ul style="list-style-type: none"> • Current social taste • Income limits • Performance of home 	The constraints in purchasing decisions are: style; first cost (X % of median income as defined by Fannie and Freddie); performance of home (no high maintenance requirements, no time bombs). For low-income homebuyers, the life cycle is much longer, about 10

keyword	sequence	stakeholder	'flip chart' record	NIST notes
			Tradeoffs must be made and high maintenance is a key issue	years to 15 years, because they do not move as often. What is acceptable for the lower-income buyer is the first thing to consider. First costs are the second consideration, and the performance of the home is third. Durability is more important to this group because they do not move and they may not be able to afford expensive maintenance expenses such as replacing a roof. Energy efficiency matters, too. But first cost is also very important.
mar	1.36	own	For low-income, a 3 rd party has joined the transaction and regulates decision-making; not present in the private-sector commercial market	The non-profit building sector that the previous speaker represents cares about the interest of the homebuyers. In the for-profit market, we do not see this.
mar	1.361	own	(see notes)	The non-profit builders make decisions in the interest of the homebuyers.
per	1.37	rch	Appraisers and realtors are very important in private market	Another problem is that appraisers do not have sufficient technical knowledge or do not have comparables to value some improvements.
bar	1.38	mcd	Suggest "dynamic constrained optimization" We need actions to reduce constraints and/or free-up constraints	We need to set the problem up as a dynamic constrained optimization. What now happens is that the first cost is either the objective to be minimized, or it is a constraint that is so restrictive as to make other choices moot. Need something to reduce the constraining effect of first cost, so that life-cycle costs are the true objectives.
met	1.381	rch	(see notes)	Life-cycle costs are a function of the study period. Need to include first costs. Durability to a homebuilder is a shorter time period than a homeowner. There is a LCC for each, but the time horizon is just increased or decreased. In my experience, trades people and technicians, even those with little formal education, are savvy about LCC. They know that you would not put the same products into a house that you rent out compared to a house that you live in (example about heat pump).
bar	1.382	rch	(see notes)	The contrast between the for-profit and non-profit builders is too stark. For speculative builders, the time horizon is shorter. But they care about what they build to the extent that they want to avoid callbacks and liability. Their time horizon may be about 5 years (maybe ten in California). The question is, how can the time horizon of for-profit builders be extended beyond these 5 years to 10 years? Right now, ambulance chasers are having this effect. They are forcing builders to confront durability in a way not done a few years ago, and to choose "tried and true" materials. The effect is for the builders to not choose the cheapest products, but also not to choose the most innovative products, either.
bar	1.39	cst	Is the financing of the first buyer (of	Is the financing for the first buyer of the innovation an

keyword	sequence	stakeholder	'flip chart' record	NIST notes
			innovation) an opportunity for incentives?	opportunity for incentives?
met	1.391	rch	(see notes)	How would durability be converted into underwriting criteria? To take an example, energy is quantifiable, but in spite of this, it is not included. Durability would be even more difficult to quantify.
val	1.40	fin	If it is worth something, lenders will underwrite it.	The market will price durability. Lenders will not because it is not part of the (lending) price. Underwriting for single-family homes depends on the ability to repay the loan.
seg	1.41	rch	Maybe rating system is more suitable/appropriate for 'existing stock; 1 st buyers are the least constrained segment	The rating system can fill the information gap and start the process.
mar	1.42	mcd	Diffusion of innovation—later adopters are less risk tolerant	Certain types of buyers prefer innovation. These early adopters accept the risks and all the other aspects of being first. But this is pushing to a risk averse, more conservative agenda. Innovation may not be targeted to new construction, but for rehabilitation of older homes.
att	1.43	own	Community concerns should be considered; they may be the ultimate benefactor	What about the effect of durability on the community? Benefits to the community are worth considering heavily when deciding the method by which to build. More durable housing benefits the community, because it lasts longer and retains value.
bar	1.44	bld	Regulation is the key (represents 30 % of the cost of housing) <ul style="list-style-type: none"> Recognize that existing stock dwarfs new construction (replacement is 2 % to 4 % per year) Recognize that delivery systems for innovation in new and existing housing are very different 	Regulation accounts for 30 % of the cost of housing. Regulation drives a lot of the first cost. These numbers are from the Kemp Commission Report.
bar	1.45	bld	(see notes)	Land availability and regulations do drive costs.
bar	1.46	bld	(see notes)	A second point is that the existing housing stock dwarfs new stock. These older homes are not going away. They are just getting older. Even replacing 2 % to 3 % of this stock annually means that these houses will be around in 20 years, 30 years, 40 years, even 60 years from now. How can we extend the dynamic constrained optimization to 60 years? Other considerations are that the average age of a house remodeler is 47, and the average person working in construction is not U.S. born.

Discussion session #2: **How to “push” innovation benefits to the homeowner, at the scale of housing components?** How can we help the homebuyer to see the big picture, e.g., benefits as well as costs, especially initial costs? If a benefit comes at added cost, can the homeowner trade it off against reduced performance somewhere else in the house? Is the production function of housing (the current delivery system) flexible in that way to allow for substitutions among component costs, or is every innovation an “extra expense”?

keyword	sequence	stakeholder	'flip chart' record	NIST notes
mar	2.01	mfr	Not 'push'; identify where 'pull' is from and address need; use multiple channels to reach consumer	<ol style="list-style-type: none"> 1. Innovation cannot be “pushed.” It is necessary to understand where the flaws and core values exist to motivate innovation. “If it ain’t broke, don’t fix it.” Have to identify and act upon and address a “pull.” Must demonstrate that the product satisfies a need. 2. How to communicate with homeowners? Who touches homeowners? Real estate agents, the Internet, advertising, newspaper articles (popular press). Must use these means to disseminate information to homeowners.
val	2.02	bld	<p>Must have a benefit to sell to customer (builder typically)</p> <p>Cannot trade off performance from one system to another</p> <p>Must create value for builder or homeowner</p>	Agree that innovation benefits cannot be “pushed” on the consumer. It is necessary to fill a place for demand. “Push” is a mistake. The adoption of OSB (oriented strand board) and I-joists, for example, are done through the builder, by providing lower installation costs, better performance, more durability, other cost benefits. Innovations must provide some value to the homebuilder and homeowner. Trade-offs are possible only in energy performance codes.
mar	2.03	cst	How do you identify 'pull' rather than 'push'?	(see record)
val	2.04	bld	Must have some sought after benefit for consumer (builder)	(see record)
bar	2.041	cst	(see notes)	Sprinklers in multifamily homes are now required.
mar	2.042	mcd	(see notes)	Must help the homeowners appreciate the benefits.
mar	2.043	own	(see notes)	Advertisements for homes do not provide detailed information about windows, use of I-joists, etc. that are used. They focus on the price of the homes and their beauty.
mar	2.044	bld	(see notes)	Realtors only care about square footage and street address. People will pay for self-cleaning (stain-resistant) carpets, but energy efficient renovations did not pay back.
att	2.05	own	Builder will emphasize touch and feel qualities of product	In most housing ads, houses are sold by things that can be “touched,” e.g. cabinets. Things like kitchens, bathrooms, decks, basement, fireplace get some (but less than 100 %) payback. These are all “touch and see” items. Others that are not visible or not appreciated as necessary do not get paid back.

keyword	sequence	stakeholder	'flip chart' record	NIST notes
val	2.06	bld	Case study: warm climate retrofit of tract home c.'85; cut energy costs by 40 %, spent 30 % extra, got same price as next door on resale.	Realtors only care about square footage and street address. People will pay for self-cleaning carpet, not greater energy efficiency.
bar	2.07	own	Never recover total costs.	(see record)
bar	2.08	bld	May not get a nickel of initial costs back	(see record)
att	2.09	mcd	Are we just left with answering the question of whether production process allows substitution among components?	We should focus on the third question, that of tradeoffs.
bar	2.10	rch	Consumer is responding in certain areas to energy star home as a marketing tool—first instance of label having an impact in housing markets	Builders in some cities have had success with the energy-star labeled home, especially those with younger populations in the far west (granola crowd). This is the first successful attempt where a performance label is having an effect, even if it is only to a certain segment of the population. Why was it successful?
bar	2.101	man	(see notes)	Safety and protection are automatic pulls.
bar	2.102	own	(see notes)	People assume that the codes have it covered. They trust the status quo.
bar	2.103	cst	(see notes)	[elaborated on the notion of tradeoffs as he intended the question when writing it.]
bar	2.104	rch, bld	(see notes)	No, that tradeoff cannot be done.
del	2.11	bld	Some choices may be allowed.	All builders want to be seen as custom. But in truth, most builders will only offer limited choices. But these choices tend to be about cosmetic attributes, such as counter tops, rather than long-run, performance-enhancing elements.
del	2.12	mcd	What about improved design, equivalent performance, and innovation? Is delivery system capable of flexibility?	Homebuyers want home designs to be innovative and homebuilders to include innovative products without increasing the price. How do we get these innovative products out there?
met	2.13	bld	As a rule-of-thumb, builder may want to price at 80 % of buyer's budget, then add unforeseens, and widgets that are wanted (product 'pull')	The way I deal with my clients and give them choices is this: I ask my clients what their budget is, and I offer them something for 80 % of their budget. This cushion allows for things like uncertainty in costs, upgrades, etc. Most of the upgrades that my clients opt for, however, are for widgets, such as sound systems, appliances, central HVAC.
att	2.14	own	Buyer wants only see and feel stuff	Higher income buyers will buy more durable products because they look higher quality. People will upgrade in things that they can physically perceive as being better. Higher income people buy higher quality items.
att	2.15	rch	Disagree that structural system cannot be changed	It depends on the product whether it gets adopted even if it is not observable to the buyer. For example, engineered lumber vs. conventional lumber, or OSB vs. plywood. Some of the decisions are not made by the

keyword	sequence	stakeholder	'flip chart' record	NIST notes
				homebuyer.
bar	2.16	bld	<p>How do you introduce efficiencies into product delivery system:</p> <ul style="list-style-type: none"> • '70s—tools • '80s—hard products/pre-cut studs, dimensional shingles • '90s--technology • '00s—QC management/business systems <p>Non-building considerations lead in importance today; 70 % of tradesmen have no employees</p>	<p>This is how I see, very roughly and very generally, the recent history of innovations in the housing industry. In the 1970s, there were innovations in the tools and equipment used in construction. The 1980s saw innovations in hard products, such as pre-cut studs, OSB, and dimensional shingles. The 1990s saw innovations in information and communications technology, with the use of the internet and cell phones. I predict that in the 2000s, the key innovations will be in business systems, organization, structure, management, and quality control. Only the big public companies will pay attention to management, because most construction companies are one-man shops with no employees and therefore no management needs. As an industry, we have a group that is not business savvy. We need to make the tradesmen more efficient.</p>
bar	2.161	rch	(see notes)	Or the innovation could be, as was earlier mentioned, in engineered systems.
bar	2.162	rch	(see notes)	Improvements in business systems can lead to improvements in cycle time. But even with big outfits, there are many inefficiencies and no one seems to care.
met	2.17	mcd	Should we be looking at 'grouped benefits'?	Another consideration is that with sprinklers, it was seen that housing density could be allowed to increase.
val	2.171	own	(see notes)	Increasing density is the source of the biggest savings. Land and infrastructure are expensive. With Montgomery Village, MD's 20 % affordable housing rule that someone previously mentioned, you get bonus density.
att	2.18	mcd	Yes, such as impacts of distributed generation, etc. Regardless of push or pull, what are the effective hooks for the product/innovation? Should look at a menu of innovation.	Have to identify the hooks to the consumer and builder, and identify innovations. Then link the hooks to the innovations. Some hooks have been power reliability (loss of power is a big concern), indoor air quality (IAQ) and comfort, zero or low operating costs (such as low-maintenance decking), higher security, etc.
seg	2.19	rch	<p>There are definite stages of innovation/penetration/adoption</p> <ul style="list-style-type: none"> • How do 2nd and 3rd stage adopters make decisions? • How is decision-making different from group to group? <ul style="list-style-type: none"> ○ Homeowner 2nd stage: follow the leader ○ Homebuilder 2nd stage: innovator is eating my lunch better change 	<p>There are different stages of adopters. Some builders like to play with toys. For them, it is not necessarily about markets. These are the lead adopters, the risk takers. For innovations to diffuse, we must pay attention to the next group, which comes after the lead adopters but comes before the herd. For this intermediate group, what do they respond to? What do we and can we know about them? For the intermediate homeowner, they are the imitator. For the intermediate builder, they are those who respond to the competitive advantage that the early adopters get. There was an NAHB/Virginia Tech study on diffusion that focused mostly on the early adopters. More information needs to be collected about the</p>

keyword	sequence	stakeholder	'flip chart' record	NIST notes
				intermediate group that follows the early adopters.
bar	2.20	bld	What are 'accidental' attributes/barriers to innovation?	Some see innovations adopted by accident. For example, the demand for houses on concrete slabs in Phoenix. People there will not accept crawl spaces.
att	2.21	bld	Study of density health effects may be a lever for higher density. May be a pull factor but government must lead/drive education.	There was a <i>New York Times</i> article about zoning as an explanation for some of the health and community problems in this country. The conclusion was that if zoning allowed more density and mixed-use neighborhoods, people could walk more and be healthier and have a greater community identification. Kentlands, a planned community in Montgomery County, Maryland, is an example. This could lead to more sidewalks and commercial and residential areas would not be segregated. This leads to less driving, less obesity. Health has deteriorated because of zoning. Are people healthier in small towns? Could benefits like this pay for innovations?
att	2.211	rch	(see notes)	Developments such as Kentlands are called the "new urbanization."
val	2.22	mfr	Goal is to find the hook for the consumer and innovate to the hook	The hook in this case is the feeling of isolation, the need for community.
mar	2.23	rch	'branding' and 'bundling' may stimulate demand	There are two marketing concepts: branding and bundling. Energy Star and Master Builder are brands. Is there a greater willingness to pay for these brands? With bundling of components and innovations, as the auto industry does with the luxury package, could this be a method to stimulate demand?
bar	2.24	bld	Must be somewhat cautious; be careful of number of innovations bundled together	Must be careful about the number of technological innovations that are shown to buyers. Most do not want it.
mar	2.241	mfr	(see notes)	There is a demand for energy star products. Why has Energy Star gone through an up tick recently?
mar	2.242	rch	(see notes)	One of the consultants here has worked on this with the EPA recently.
att	2.25	cst	Ability to provide customization of components is an advantage for builders	EPA's approach to marketing Energy Star was trial and error. It began by trying to sell Energy Star using fact sheets. This did not work. But when EPA began to distribute information about Energy Star using CD-ROMs, which is a customizable medium that builders could use to choose what to compete on and put their names on, the label took off.
att	2.26	cst	(see notes)	This is an example of a "push." The electronic dissemination of information has become more desirable. For example, a builder allowing buyers to do a virtual walk-through of a model is a big push.
att	2.27	bld	(see notes)	Another push is financial incentive.
att	2.28	rch	(see notes)	The problem is what is the incentive of lenders and insurance companies to do this? If the benefits go to the community, then the community should provide the

keyword	sequence	stakeholder	'flip chart' record	NIST notes
				incentives.
att	2.29	mcd	(see notes)	We need to survey the people to see what they want. Packaging matters. An example is marketing light beer as "less filling" rather than "less fattening." They marketed not to overweight people, who would respond to the second, but to people who drank a lot, who respond to the first.
att	2.30	bld	(see notes)	With NAHB surveys, we have to be careful in framing the questions.
att	2.31	mfr	(see notes)	We spend a lot on market research. We have to do multiple studies and take different approaches. Market research is a very creative and interpretive business because most people do not know what they want.

Discussion session #3: How does each stakeholder view and compute life-cycle costs and benefits compared to first costs, at both scales?

keyword	sequence	stakeholder	'flip chart' record	NIST notes
met	3.01	rch	Extending first discussion in terms of stakeholders, timeframes, and scales Emphasize study period for LCC (longer horizons introduce additional concerns) Stakeholder variations occur in discount rate, time horizon, and relevance of costs LCC analysis is flexible, provides structure, under a wide range of conditions	<ul style="list-style-type: none"> • ASTM defines LCC as: total cost of owning, caring for (operating), and disposing of a building over a study period. • Discount rate: How do you value future benefits or costs? • Which costs are relevant to each stakeholder? • What is the appropriate time horizon?
met	3.02	bld	Time horizons apply to builders as well; builders are not opposed to LCC analysis Buyers are uncertain of time in home, who will buy, and so use varying discount rates Different buyer segments behave differently: Higher income buyers use longer time horizon Lower income buyers use shorter horizon (1 st cost emphasis) Existing owner (repeat) buyers use longer horizon Community wants longer horizon	<ul style="list-style-type: none"> • Time horizons vary for different stakeholders. • Uncertainty leads to a higher discount rate. • For the homebuyer there is a tradeoff between durability and aesthetics. At one time the homeowner argued against life-cycle costs. The existing homeowner has the same outlook as a homebuyer. • High-income buyers tend to have a longer life cycle horizon. Higher income people seem to have a longer time horizon. • A homebuilder will go by the desires of his customers. How well do homebuilders perceive time horizon of their customers? • In finance industry, the major concern is with first costs. • State government is concerned with demand for

keyword	sequence	stakeholder	'flip chart' record	NIST notes
			<p>and consideration of consequential impacts</p> <p>Builder wants to know and meet customer wants (enhancing reputation)</p> <p>Product manufacturers interested in long-running markets</p> <p>Finance industry primarily interested in 1st costs; operating costs not factored into lending decisions</p> <p>Insurers have a longer horizon; want to reduce future claims</p> <p>State and local governments have a longer horizon focusing on service and utility impacts</p> <p>Federal agencies emphasize long term national policies, social costs, and a social discount rate (e.g. OMB will suggest discount rates to lenders)</p> <p>Affordability is now mentioned in the IRC, previously exclusively concerned with safety</p>	<p>energy and water and has political concerns.</p> <ul style="list-style-type: none"> • Federal government has more of an interest in viewing "society as a whole." The Federal Government's view is on the people living in the room and society as a whole.
seg	3.03	fin	<p>Discussions have had a single family emphasis while most affordable housing is MF.</p> <p>MF delivery system explicitly considers age, service life, and condition at resale</p>	<p>Multi-family is the biggest component of affordable housing. In this segment, underwriting explicitly takes into account the life stage of housing.</p>
seg	3.031	bld	(see notes)	<p>The share of condos is 20 %. Tax credit housing is 33 %.</p>
per	3.04	mcd	<p>How does each stakeholder decide what to consider? (Can we affect the process of that decision?)</p> <p>How are uncertainties, such as hurricane, fire, etc., dealt with? How are they monetized?</p>	<p>Have to treat manufactured (multi-family?) homes differently from single-family homes because Federal regulations treat them differently. How does each stakeholder determine which costs matter for their decision? For occupants, it is the mortgage payment or monthly rent. This is currently driven by first cost. It need not be. In addition, not all maintenance is the same. For example, replacing a roof is not the same as fire safety or hurricane protection. Some address a certain event (leaky roof) while some address uncertain events (fire hazard or hurricane). Some homeowners think that these uncertain events will not happen. Also the risk of fatality or injury does not show up in homeowner's insurance. We need to know more about effective approaches in persuading homeowners to factor foreseeable hazards and costs into their decision-making. There are approaches with at least some success with at least some audiences (e.g. hurricanes in Miami).</p>

keyword	sequence	stakeholder	'flip chart' record	NIST notes
met	3.041	own	(see notes)	Right now, mortgage payments are based on first costs.
att	3.05	rch	Questions will be dealt with in later sessions—current research is looking at parameters that are/will be used.	Issue with natural hazards shows up in insurance payments, not so much in mortgage payments. These issues will be addressed more fully in later sessions: tomorrow's session on valuing social costs and benefits and this afternoon's session on low probability events.
seg	3.06	cst	SF decision-making much different than MF, which involves 3 rd party concerns. We have not presented decision-makers with policy impacts.	Because there is political accountability, we should not expect a change in the regulatory environment. The distinction between single-family and multi-family is important. Some standards, however, are decided not at the policy level, but at the technical level, such as codes. In the future, there is a need to provide policymakers with choices about performance standards and options about the minimums in the codes.
bar	3.07	rch	Home insurance industry is not responsive to efforts to get them to consider incentives for durability Great variation from state to state, no rational relation to housing quality	The most negligent group over the last three to four years has been the home insurance industry, in ignoring LCC. They resist changing rates to reflect construction changes. They should recognize and price their product based on durability and disaster resistance, but they do not. Premiums in Florida are twice those in Pennsylvania. But building for safety and disaster resistance does not lower the premium in Florida. This is especially true now that the insurance companies' stock portfolios have tanked and they are more reliant on underwriting income. In response, insurance companies have increased premiums. Resistance to changing premiums is greatest in high premium states.
bar	3.071	bld	(see notes)	Do state regulations play a part in this?
bar	3.072	rch	(see notes)	No. These companies just want to make profit. They will support changes in codes without data, but when it comes to talking about reducing premiums, they want data.
per	3.08	cst	Need to look at insurance business model—loss control	(see record)
per	3.09	cst	Complex situation; insurance is highly regulated for both consumer and industry protection issues	State regulators are political animals.
per	3.091	rch	(see notes)	But regulators would not object if insurance companies wanted to lower premiums.
bar	3.10	bld	No incentives from insurers, though insurers want upgraded performance through code requirements.	But any decrease would have to be balanced by an increase somewhere else. More restrictive codes are the easiest way for insurers to protect themselves from losses. States control the insurance industry; they must allow insurance companies to price on risk. State Farm, for example, is a big player. It can influence the marketplace. It has threatened to pull out of Texas and other states because it was too exposed there.

keyword	sequence	stakeholder	'flip chart' record	NIST notes
per	3.11	bld	Are regulators actually stakeholders—do they have a stake in housing longevity?	Are regulators stakeholders? What is their interest? Longevity?
per	3.12	bld	Political stake only.	There was one case involving the mayor of Charleston, SC. He supported more stringent seismic codes because he would be held accountable if he did not and an earthquake occurred. The issue of liability makes them stakeholders.
per	3.13	reg	Building regulators are accountable to political jurisdiction.	The key is accountability. If a restriction is loosened and something happens, then the regulators will be asked why the weaker standard was approved.
per	3.14	cst	Code officials are responsible to occupants.	The interest of the regulators becomes parallel with that of the homeowners.
per	3.15	mcd	Study says regulator not a stakeholder: Code enforcer responsible to occupant, not owner Interested in LCC, but may not have any leverage in the process	We have to define "stakeholder." If it is defined as a group having a financial stake in a project, then regulators are not stakeholders. If it is defined as a group having a stake in the outcome of a project, then regulators are. In that case, must define their stake, such as in LCC vs. first cost (as far as their view of LCC). But some of the mechanisms to affect LCC are not available to regulators. A code enforcer is a stakeholder by the formal definition of the term, but it cannot be inferred or assumed that a code enforcer feels any obligation to find the most acceptable way for a building project to go forward. A code enforcer can live with there being no building; it is not clear that any of the other stakeholders can.
per	3.16	reg	Complicated role, but state owns a lot of property (and has a stake at least to that extent)	The state of Maryland may be different in that. In addition to its role as code regulator, the state of Maryland owns some Maryland homes. The dual role as a regulator and owner allows it to achieve some objectives.
met	3.17	reg	State/regulator is interested in both 1 st costs and LCC	The state/regulator is interested in both first costs and LCC.
per	3.171	own	(see notes)	One stake is that infrastructure costs are huge, monolithic. It affects the local public interest so the entire community has a stake when new housing is built.
per	3.18	bld	Long term interests align regulators and existing building owners	One issue is that most voters live in existing homes, not new homes. Therefore, this group drives policy and regulations.
per	3.19	rch	Never seen an economics discussion at a codes hearing (contrary example cited: stair geometry cost implications stopped adoption)	In my experience, economics are not discussed at proposed code changes, with one exception. In that case, about eight or nine years ago, there was a proposal to change stair geometry. This proposed change would have changed the footprints of most townhomes in the United States. Economic analysis was commissioned, and the proposal was eventually dropped. But the code world in general does not

keyword	sequence	stakeholder	'flip chart' record	NIST notes
				conduct economic assessment of proposed changes because the assessments are too expensive.
met	3.20	mcd	Disagree; energy issue was driven by economics and 'easy' LCC analysis. LCC is more difficult as you move to life-safety and other issues	I disagree. One counterexample is in energy codes during the 1970s, which looked at payback periods and assumptions about utility price escalation rates. With life safety, however, an article in this Sunday's <i>Washington Post</i> described that the value of life depended on the age of the individual. Aside from this, economics are not in pure safety issues, that is true.
per	3.21	fin	Codes can only address a minimum level of safety	But what is the purpose of the codes? Every ratchet up of the code ratchets up the cost.
met	3.22	bld	It is difficult to argue safety versus economics in a public forum	Qualitative benefits and costs come together to determine the value; insurance companies are not interested in adding sprinklers to all buildings because of financial costs (projected costs of water damage from the sprinklers is too high)
met	3.23	cst	GFCI introduction to codes was argued from both standpoints, but not in public discussions	There are two other examples. LCC analysis was done on a NIST project on GFCI and on safety glazing, and they are now in all codes.
met	3.24	mcd	SF home sprinklers cost/benefit is a contemporary example: insurance companies have not recognized/acted on home sprinklers, except in gross way that smoke alarms are recognized/discounted.	Another example is in fire safety, with sprinklers and sprays. There were LCC comparisons of these sprinkler requirements. One issue is that insurance companies do not offer a discount in premiums for home sprinklers. They only offer token discounts, such as for deadbolts and smoke detectors. One exception of an incentive for sprinklers is for community-wide sprinklers that are concentrated in a locality. This incentive is due to the fact that this group of houses having sprinklers makes building a fire station to service that locality unnecessary. The same number of houses with sprinklers scattered over a wider geographic area would not have the same effect. So LCC and first costs are thought about, but not explicitly.
met	3.241	rch	(see notes)	If LCC is not treated explicitly, then it is not at all, because it is a black box.
met	3.25	fin	Difficulty costing rare events? No, it is a known actuarial experience base.	(see record)
met	3.251	bld	(see notes)	LCC analysis is done qualitatively rather than quantitatively. Small expense items, such as smoke detectors, are more easily added to codes than big expense items.
met	3.252	mcd	(see notes)	That is only two of the four boxes. What about the big cost/big benefit and low cost/low benefit items? Accepting low cost/high benefit and rejecting high cost/low benefit changes are no-brainers.
met	3.253	rch	(see notes)	This is the purpose of the workshop, to propose a way of measuring affordability.
met	3.254	fin	(see notes)	One reason this is difficult is because we do not know how to price a rare event.

keyword	sequence	stakeholder	'flip chart' record	NIST notes
met	3.255	cst	(see notes)	Insurers know how to do this.
met	3.256	mcd	(see notes)	The NFPA has data on fatalities and injuries due to fire with and without sprinklers.
met	3.257	fin	(see notes)	One example is lead paint. It was costly to change.
per	3.258	bld	(see notes)	Insurers do not take a position on home sprinklers because the losses due to fire damage and those due to water damage are the same. The presence of sprinklers makes no difference to their underwriting business.
per	3.26	mcd	Insurers look at data, financial consequences; life safety may change picture Regulators come as close as any stakeholder that looks at all considerations	The financial decision may be indifferent, but life safety is excluded from that. Analysis with life safety is an entirely different issue. The regulator is a stakeholder that is closest to looking at all these costs and issues in LCC. Therefore, it is not a bad place to start.
met	3.27	cst	Smoke detector example: production reduced costs from \$100 to \$5 and changed the economics	Several years ago, when smoke detectors cost over \$100 each, the decision was more difficult. Now that they cost a few dollars, nobody objects to their inclusion in the code.
bar	3.271	bld	(see notes)	The price affected how quickly it was adopted and penetrated the market.
bar	3.28	bld	Regulators are in place to protect public interest, but ("lag v stove bolt prescription") we've created a stakeholder we did not want.	Regulators are there to protect the public and not to have their own interest. But this is not always how it plays out. For example, I had to replace ½-inch (12.7 mm) lag bolts installed with nut and washer with ⅝-inch (9.525 mm) bolts on a cathedral ceiling because the code called for the ⅝-inch (9.525 mm) bolts, and code official demanded this. Replacing these bolts took about 10 labor hours and \$150 in materials. Would there have been a difference in performance if the ½-inch (12.7 mm) lag bolts with nut and washer had stayed?
per	3.29	cst	Code official is both stakeholder and part of production team	The lag bolt would probably have met the minimum performance standard, but the code official may have lacked the technical background to know this. This is a recognized problem. The problem is that code officials are not involved in the design stage and are only brought in at the end of the process. When they have objections at this point, they are seen as impediments.
per	3.30	reg	Education and professionalism of inspectors is important	This is a timely issue because it will get worse before it gets better. Inspectors need to be better trained and higher quality. Labor also needs better training.
bar	3.31	mcd	"never enough time to do it right; always enough time to do it over"	The thinking is that "There is no time to do it right, but always time to do it over." Code officials will make mistakes, but we are better off with them to provide the check than we would be without them. The manner in which public safety is ensured by having some sort of check in housing standards (through codes) is important, better than having nothing.
bar	3.311	cst	(see notes)	Officials in New York State have stated that adoption of

keyword	sequence	stakeholder	'flip chart' record	NIST notes
				building codes was based on costs and benefits. Regulator stakeholders are multidimensional and heterogeneous. Political jurisdictions affect this.
bar	3.32	rch	Is there a "durability mortgage"? Has been announced, but what is it? What is the potential for impact on future value of housing condition?	The question is LCC vs. durability. I have heard that Fannie is developing a durability mortgage. What is it? Is it similar to the energy-efficient mortgage? What does it cover?
bar	3.33	fin	May be home keeper mortgage—borrower is essentially buying insurance (on performance.?)	This could be what is called the "Homekeeper Mortgage." It sets a bar where the bar is an insurance policy. The homeowner pays a fee into escrow every month. If an element of the home goes bad, then the insurance will pay to repair it. It is insurance for durability. The fee will determine the effect on the mortgage.
met	3.34	fin	In MF housing, debt ratio is determinant—must consider the viability of the structure (due diligence) Home inspections could serve a similar purpose for SF	This is another example of innovation in mortgage lending. Underwriting decisions for SF homes are based on creditworthiness of the borrower, not the value of the asset. If the consumer values it, they will pay for it. With multi-family housing, the situation is different. In this case, lenders look at the value of the asset, not creditworthiness of the borrower, when making underwriting decision. They look at the viability of the structure as the ratio of liability to the value of the asset.
met	3.341	own	(see notes)	With single-family homes, the assumption is that equity being built up will pay for maintenance.
met	3.342	rch	(see notes)	This is why there are no more FHA inspections.
met	3.35	mcd	Home inspections are an innovation in themselves	Another innovation is the use of home inspectors. They are an access point for the borrower.
met	3.351	bld	(see notes)	Home inspectors are used only in some areas. In others, people will not pay for them. For example, with my mother's home in southern Virginia, the real estate agent was unwilling to have a home inspector. In the DC area, on the other hand, where incomes are higher and people are willing to pay for it, people expect it.
met	3.352	mcd	(see notes)	As with innovations, the practice has to disseminate first. It takes hold where it is most affordable rather than where it is most needed.
seg	3.36	rch	Reflects more intense use of existing stock; SF transaction very different from MF	Another problem is that few states certify home inspectors.
seg	3.361	cst	(see notes)	This is another difference between single-family and multi-family housing. With multi-family, inspection is considered due diligence.
met	3.362	rch	(see notes)	What if defaults on mortgages for single-family homes occur? Does the value of the asset still not matter?
met	3.363	fin	(see notes)	Foreclosure is rare: has nothing to do with the actual house, but the credit of the individual. Freddie Mac has a default rate of less than 1 %, so foreclosure is not a factor for most mortgages. The issue is whether the

keyword	sequence	stakeholder	'flip chart' record	NIST notes
				market will move the house. There is no bubble in the housing market.

Discussion session #4: **How does each stakeholder view and compute future benefits that are uncertain or contingent on very low probability events, such as protection from earthquakes or hurricanes that may never happen, at both scales? What happens when you add uncertainty to the costs and benefits discussed in session #3?**

keyword	sequence	stakeholder	'flip chart' record	NIST notes
met	4.01	rch	<p>Texas Tech blind studies of recapture of costs for storm mitigation—market signal (visible innovation) aided market acceptance</p> <p>Risk perception (Wharton)—folks cannot differentiate risks</p> <p>Looking at incentives—insurance premium reduction; reduced community costs recognized thru transfer tax credit if dwelling is improved</p>	<ul style="list-style-type: none"> • Texas Tech Wind Center conducted an empirical study of storm blinds based on a cross section of 6 000 units to look at how additional costs are recaptured when the house is sold. Market signal because potential buyers could see the possible results from upgrading blinds. Potential buyers could see the storm blinds and the premium associated with it. • How do people view risks? According to a risk perception study at Wharton: most people can't differentiate between 1/1 000 and 1/1 000 000 probability – How can we help people understand the dangers? • If homeowners take steps to protect property, tax rebate could be a good incentive. There are economic incentives for both parties. There is an insurance premium associated with a mortgage. Economic incentives can be used to lower reductions in insurance premiums. If you improve your dwelling, the less the community has to do. Can deduct ½ % when you transfer the property.
att	4.02	bld	<p>Interested in minimum health and safety standards</p> <p>Group 1—low occupancy, low value; Group 2,3—residences, schools; Group 4—nuclear, chemical, 1st responders; event—frequent to very rare; magnitude—small to large</p>	<ul style="list-style-type: none"> • The state of South Carolina does not believe their earthquake provision is where it should be. Large events, such as floods, for example, caused flood claims to be changed. Insurance companies go to the re-insurer. Premiums are based on worst-case scenarios. It's difficult to figure risk-based premiums. Some people will pay more and some will pay less. The homeowner who can least afford it, pays the most. • Balance magnitude of improbable event and magnitude of possible damage. (see table handout) i.e. earthquake is less risk tolerant than high winds • If a rare event occurs, it makes people perceive that the event is more likely to occur again.
met	4.021	cst	(see notes)	What is often ignored is that risk has two dimensions, both the probability of the event and the consequences. Must balance with magnitude of an improbable event

keyword	sequence	stakeholder	'flip chart' record	NIST notes
				with the magnitude of the possible damage.
met	4.022	fin	(see notes)	The occurrence of an event affects perceptions about its probability. If a rare event occurs, it makes people perceive that the event is more likely to occur again.
met	4.03	cst	Insurance Services Organization (ISO) program to rate communities and code enforcement	The Insurance Services Office (ISO) conducts the BCEGS (Building Code Effectiveness Grading Schedule) program about the quality of codes and code enforcement. The insurance industry uses this data.
bar	4.04	fin	Risk-based insurance may have contrary effect of increasing costs to those that can least afford	Insurers pool risk. Premiums are based on worst-case scenarios. Insurers' concern is, what is their exposure? Risk premiums are a means of getting rid of the cross subsidization of the high risk by the low risk. If risk premiums were used, we would probably see the lowest income owners paying the highest premiums. Also, underwriting would be much more difficult. It would have to be done on a case-by-case basis.
per	4.05	cst	How do you communicate magnitude, probability, and performance to each stakeholder group	Magnitude of a loss is based on the magnitude of the initial event. Risk of building falling down comes from how well the initial design was equipped to handle wind, for example. Certain embedded assumptions as to how to make decisions. People are trying to understand quantitative data on a qualitative level. People's normal lifetime experiences do not allow them to factor for extreme events. Consideration of life loss vs. economic loss – larger corporations are concerned with investment and maintaining the ability to continue running.
met	4.06	mcd	Fire does not fit matrix well—most start small and not from externality but from human action Most stakeholders ignore low magnitude events—handling quantitative info qualitatively How are hazards addressed? Some keep building in flood plains despite regular reminders Matrix works well for natural hazards (eq, storms, etc.) but not for high frequency events ("impossible" v. "intolerable")	Fire does not fit well into the matrix in the handout, which is good for seismic risks. The matrix assumes that the way to affect performance is by moderating consequences, with no control over the occurrence of the event. In the case of fire, however, the event is usually caused by humans. Action is not only in damage control, but also in prevention. Sometimes, it is possible that there is no flaw in a design, but there is a flaw in the process of executing or building the design. Basically, there are two categories of hazards: impossible, and intolerable. The day after an event, it switches categories. There are also assumptions about what is allowable and who would prevent it. For example, there are people who do not think about fire hazards. And people built in flood plains until flood insurance was mandated. When life events do not provide a good basis for subjective probability assessment, people do not know how to perceive risk. Also, if events occur that run counter to their expectations, the response is distrust of the source of the information about risk rather than acknowledgement that the information was misunderstood.
met	4.07	own	Need to change terms of reference	The perception of risk is that a 100 year flood cannot

keyword	sequence	stakeholder	'flip chart' record	NIST notes
			for risk—100 year flood as likely again next year as this year	happen two years in a row. There is no recognition that the probabilities are independent from one year to the next. When speaking of the 100 year flood, there is the same probability at 2003 as 2004.
met	4.071	mcd	(see notes)	If there were two floods in 2 years, the homeowner would think they had gotten bad information or have been lied to.
att	4.08	cst	<ul style="list-style-type: none"> Information used quite different among groups How communicated is very important (easier to deal with dollars than life-safety of specific event) Commerce looked closely at business interruption impacts 	There is a role for financiers and insurers. FEMA is funding the Applied Technology Council (ATC) 58 project. Some of the results are that the sophistication with which the point is made matters, such as it is in terms of life losses or economic losses. People can deal much better with economic losses in terms of annualized expected loss associated with a choice or action, rather than an event. Larger corporations are concerned with investment and maintaining the ability to continue running. For example, if it were presented as probability of minor damage vs. probability of major damage. People's normal lifetime experiences do not allow them to factor for extreme events.
met	4.09	mcd	<p>Return to question of uncertainty—low maintenance v. high performance:</p> <ul style="list-style-type: none"> Attracted to low uncertainty because of focus on maintenance costs Attracted to even high uncertainty because value of high performance is important Attracted to focus on first cost only Ostriches 	There are two types of approaches to mitigation. The first is high performance, but requires more maintenance. Whether the maintenance takes place is a source of uncertainty that affects the likely performance of the measure. The second is something that has mediocre performance, but is idiot proof. There are three groups of individuals: One will choose mediocre performance because they want to avoid the uncertainty and maintenance, even at a cost of lower performance. A second will choose the high performance option if the uncertainty is controllable by their own actions. A third may choose the high performance/high uncertainty option because they care only about first cost.
att	4.10	bld	Cannot rely on maintenance for operation—product will fail	The typical homebuyer prefers zero maintenance. Most are in the first category.
att	4.101	mcd	(see notes)	They may be in the first or the third, and may make choices without thinking about maintenance and the consequences of those choices.
seg	4.102	bld	(see notes)	Multi-family housing is different because of liability, insurance, and the presence of dedicated maintenance personnel.
att	4.11	mcd	<p>What about analogy to automobiles—a defined maintenance regime?</p> <p>Why not same attributes for maintaining homes and system performance?</p>	In the case of autos, maintenance is key to performance, and people do it because it is easy to say yes to it, with remainders and streamlined procedures.
met	4.12	bld	\$1 800 per year maintenance compared to \$235K price—less	Most deterioration of homes occurs over time and is not instantaneous. But realization of deterioration is

keyword	sequence	stakeholder	'flip chart' record	NIST notes
			than 1 % per year; national “close your storm windows day” at Thanksgiving”?	sudden. For a loan-to-value (LTV) loan of 80 %, taxes and insurance are escrowed. A mortgage company wants to protect its investments. A Harvard study found that the average annual expenditure on home maintenance is \$1 800. The average resale price of a house is \$237 000. This small amount spent each year to maintain what for most people is the single largest repository of their personal assets is less than 1 % of the value of the house. To get the housing stock maintainable for 60 years, it may be necessary to mandate certain requirements. There needs to be something to encourage and remind homeowners about maintenance, such as “National Storm Window Day” on Thanksgiving, and “National Screen Day” on Memorial Day.
per	4.121	fin	(see notes)	Maintenance is a major concern relating to the person who is paying for it at the moment that it occurs. Consider 1% of purchase price + costs of improvements every year to stabilize the community.
per	4.122	cst	(see notes)	How does a neighbor become a stakeholder is your house? When something significant occurs to a single home, it affects the entire neighborhood (in way of market value).
met	4.13	mcd	Frame cost/benefit against another reference (e.g. value of investment)	It would be helpful to frame the importance of maintenance not in abstract terms, such as LCC, but in more tangible terms, such as the number of mortgage payments. Currently, maintenance is not thought of as an investment choice, but as an expenditure choice.
att	4.14	bld	Banks require property tax escrow (banks protect investment by forcing compliance), why not similar approach for maintenance?	Mortgage lenders build in escrow for property tax and insurance premiums. The same could be done for maintenance if believe that personal responsibility is not reliable.
bar	4.141	mcd	(see notes)	Or draw from the auto analogy, where a warranty requires adherence to a maintenance schedule.
per	4.142	mcd	(see notes)	Another example is the mandatory annual safety inspection for vehicles in Virginia. But autos are not a good analogy because it is possible to spend more maintaining a car (as a percentage of value) than on a house.
bar	4.143	bld	(see notes)	Educating people is the key. People do not read instruction manuals. For example, I know someone who refuses to and therefore cannot operate the VCR.
met	4.15	fin	It's a time horizon consideration—if beyond mine, I don't care.	LCC is not a good approach because time horizons are short. The thinking is that a homeowner can forego maintenance for 5 years because the consequences will not be observable in that time, and can sell with no penalty.
att	4.16	mcd	If you ignore maintenance, you are playing probabilities.	People are playing the odds.
att	4.17	own	High maintenance is not a reliable	A problem is that there are infrequent tests of

keyword	sequence	stakeholder	'flip chart' record	NIST notes
			strategy for low frequency events; need fail-safe systems	performance with these low probability events. If there's a low probability, then there's no reason to do high maintenance. There's a need to look at a fail-safe system that gives warnings whenever the system is not in shape.
met	4.171	mcd	(see notes)	With maintenance, there is a shift in uncertainty from one that they cannot control, the realization of an event, with one that they can control, maintenance.
met	4.18	bld	Rental property investor seeks 1 % property + improvement cash flow in stable market; delay in maintenance will penalize the seller; how much?—subject of study?	The investment standard is 1 % of purchase plus improvement per month in a stable or ascending neighborhood. If maintenance is deferred, it penalizes the seller. The market will adjust at the time of transaction.
met	4.181	cst	(see notes)	If the penalty is less than the cost of maintenance, then the incentive to maintain is not there.
att	4.19	own	Especially for "high-frequency" events?	We need to focus on low frequency, low probability events. Flooding drains, mildew, and fires are more frequent. Low probability events need to be treated differently.
att	4.20	cst	Hurricane protection relies on maintenance rather than passive/fail-safe approach.	With hurricanes, there are three mitigation approaches that are seen as equivalent by the codes. <ol style="list-style-type: none"> 1. Build hurricane shutters, and the only maintenance required is to close them before the hurricane hits. 2. Install impact-resistant windows, and the only maintenance is to close them before the storm. 3. Stack plywood, and the maintenance action is to put it up when the hurricane warning comes. Whether high maintenance or low maintenance, there are options to satisfy the need for protection. The codes recognize that some prefer low maintenance and some high. Standards are met if you are building in a low frequency event area.
pro	4.21	bld	Storm shutters useless if not deployed.	Hurricane shutters are only effective if someone closes them before the storm.
seg	4.22	reg	From regulator perspective, recent looks at contributing factors to fire found vacancy a strong indicator and greater frequency of vacancy in poor areas	From the perspective of regulators, they looked at fire hazards when setting codes. There are factors aside from the structure and maintenance that affect this hazard. For example, the vacant building factor and low-income factor contribute to both the probability of a fire and the probability that a fire will result in a fatality. These factors came into play when it came time to set the codes.
seg	4.23	mcd	Untreated wood shingles create increased risk for surrounding dwellings; how should it be dealt with? By insurers, by codes?	There is a special case with fire. If a homeowner uses untreated wood shingles, then he increases the risk of a fire to his neighbors.

keyword	sequence	stakeholder	'flip chart' record	NIST notes
seg	4.231	own	(see notes)	Codes are driven by the rule that "one shalt not burn your neighbor's home."
seg	4.24	reg	Commercial use next to vacancy unable to get insurance; two buildings away, double the cost.	For buildings next door to vacant buildings, it is impossible to get fire insurance.
seg	4.241	rch	(see notes)	Is the risk pooled or not?
seg	4.242	reg	(see notes)	This was for commercial buildings.
seg	4.243	own	(see notes)	If one person leaves the house burned down and does not rebuild, then the entire neighborhood suffers.
att	4.25	fin	Northridge quake: soft-story collapse was the problem.	Earthquake insurance was withdrawn for condos in southern California after the Northridge earthquake. What was the technical impact?
att	4.251	bld	(see notes)	Now can't build in some places.
att	4.252	own	(see notes)	Many buildings were retrofitted.
att	4.26	cst	Many SF homes with cripple walls have the same problem.	There were some retrofits, such as the Parapet program and unreinforced masonry buildings (URMB). It is difficult to get these programs in place. There needs to be a public outcry.
att	4.261	fin	(see notes)	Or outcry from the insurers.
att	4.262	cst	(see notes)	I have no seismic insurance even though I live in California because any policy with a reasonable premium has a deductible of \$40 000. This creates an incentive for me to build better.
seg	4.27	mcd	Getting back to vacancy implications, abandonment of property leads to leveraged risk for others	One person's choice to not protect can, if an event occurs, affect the neighborhood. Vacant houses, for instance as a result of a fire, cause rot in the neighborhood. One vacant house soon becomes two vacant houses, etc.
per	4.271	bld	(see notes)	But the insurance payout must be used to rebuild the damaged house, unless the insurance company takes possession of the damaged property. Typically, an insurance payout cannot be used to build or buy a house in an entirely different location.
per	4.28	reg	There is a historic model/precedence for government role in property rights	There is already precedent for government regulation of home maintenance: historical homes.
per	4.281	own	(see notes)	Homeowners' associations also play a role in monitoring maintenance.
per	4.282	fin	(see notes)	How does this relate to affordability?
att	4.29	mcd	Need more realistic estimate of affordability	What is needed is a notion of how affordable houses are now and connect all the components of affordability back to the house.
att	4.31	fin	What is quality level for 'affordable' housing? Safer means higher cost; will be the same for all attributes.	Stricter codes reduce affordability. There is a lot of housing that is affordable that is unlivable. What is the minimum standard? Here, we are talking about increasing the minimum standard. Can you achieve the performance with less expensive materials? What is the quality level to be achieved? Houses are better built now and cost less. It is necessary to change costs

keyword	sequence	stakeholder	'flip chart' record	NIST notes
				to reflect the value of the housing. Increasing standards would increase costs greatly, which would lead to a decrease in the availability of affordable housing.
met	4.32	rch	Metrics not there to either estimate or justify increased costs	Need a predictable metric to get the consumer to incur the cost.
met	4.321	cst	(see notes)	Or wait for an event to occur to make them want to incur it.
met	4.322	mcd	(see notes)	An event would lead to discrete changes in choices, building codes, and new building technologies. Experiences are flawed metrics and not rational.
att	4.33	own	Adherence to enhanced code raised costs post-Andrew; adherence to pre-Andrew code reduced losses. Adherence produces better houses.	In the case of Hurricane Andrew in Florida, the worst hit part of a newly constructed area was where there had been an agreement between the builder and inspectors for self-enforcement of the codes. The self-enforcement did not work, and the codes were not enforced. But there was no attention paid to this reason as the explanation for the damage in this area. Instead, there was political hue and cry for more stringent and more idiot-proof codes. But in other areas, where existing codes were enforced, the homes withstood the hurricane.
att	4.331	fin	(see notes)	A HUD study also showed this with seismic events.
att	4.332	mcd	(see notes)	What if the code changes being demanded were more idiot proof? For example, in the case of the Rhode Island nightclub fire, there was lack of adherence to the code. If sprinklers, a more foolproof device, had been in place, it would have made a big difference.
att	4.333	fin	(see notes)	If these changes were to be made, one effect would be to increase the hurdle rate of the house and make ownership less affordable.
att	4.334	bld	(see notes)	Codes are merely an agreed minimal acceptable standard.
per	4.34	mcd	Codes are an imperfect but valuable instrument	Even if imperfectly enforced, codes are better than nothing.
per	4.35	rch	Why will insurers push for code changes, but have no interest in QA/QC for homebuilders?	Why do codes and changes in existing codes not target individual housing more directly? Code changes in Florida occurred in part due to a push by insurance companies. Why do they not also push for enforcement and deal with the quality of the house, which matters much more for affordability and their risk exposure?
bar	4.36	bld	Future benefits uncertain or contingent on future actions (e.g. zoning) impediments to affordable product. Correlation to increased cost and reduced risk.	There is a need to consider affordability impacts when going from a small lot to a large lot. An example is consequences of septic failure on ground water quality. Does the reduction in risk correlate to increase in cost? What is a reasonable tradeoff for risk? Insurance companies pushed for changes to double lot sizes.
bar	4.361	cst	(see notes)	Zoning is an issue.
bar	4.362	bld	(see notes)	There are a number of positive incentives in improving

keyword	sequence	stakeholder	'flip chart' record	NIST notes
				and following codes and zoning. The improvement may trade off with other incentives.
met	4.37	rch	Analogy to materials research—better performance at lower cost—need to get discussion back to innovation.	Is it possible to increase innovation and decrease cost at higher quality? Can innovation make the house more affordable (not the quality of the house)? Better performance, better cost.
met	4.371	mcd	(see notes)	Must ask whether cost of quality improvement is justified by the improvement.
met	4.372	fin	(see notes)	Can we increase quality and performance while reducing cost?
met	4.373	rch	(see notes)	New technology introduction costs must be borne initially, but the benefits will eventually be realized. High performance concrete is an example.
val	4.38	rch	Housing only industry to insist that innovation requires increased costs.	Housing is the only industry that focuses only on the increase in initial or early costs associated with innovation. This is not true in other industries. In the housing market, initial costs always increase with increased innovations. Innovation costs more in the long term. Pulte improved the quality in its framing.
val	4.39	reg	Costs must be considered.	There is little R&D investment in the housing industry.
val	4.40	mcd	No guarantee that innovation either lowers costs or increases quality	Innovation may reduce cost, but may also reduce quality. All we know about an innovation is that it is new (there is uncertainty).
val	4.41	cst	(see notes)	EIFS reduced quality.
val	4.42	cst	(see notes)	The problem with EIFS is that it was misapplied. It came from Europe and was used in the U.S. without good understanding of how it should be used here.

Discussion session #5: How should the uncertainty and risk associated with using new versus traditional technology be addressed, at both scales?

keyword	sequence	stakeholder	'flip chart' record	NIST notes
met	5.01	fin	What types of uncertainties? <ul style="list-style-type: none"> • Unforeseen costs • Durability of value • Consistency of measurement capability What types of affordability?	<ul style="list-style-type: none"> • Interaction between uncertainty and affordability components. • Issue: Will the value be maintained in the long run? Will the house hold its value if the component falls out of trend or physically falls out? • Do all innovations have to be held to the same affordability standards?
pro	5.02	mfr	How do we reduce our risk in introducing new product? <ul style="list-style-type: none"> • Evolution is manageable; revolution involves unforeseen issues (with greater chance of 	<ul style="list-style-type: none"> • How to mitigate risks and introduce a product appropriately into the market? Dupont mitigates risk by the things that they do not envision or focus on. • E1825 of the ASTM Standard gives a list of what to do before putting in a new system.

keyword	sequence	stakeholder	'flip chart' record	NIST notes
			<p>failure)</p> <ul style="list-style-type: none"> Assessing performance must be addressed in all areas of impact. ASTM standard E1825 lists things to look at. Should develop installation and delivery system as product is developed. 	<ul style="list-style-type: none"> How to prepare for those risks that you do not initially envision? – One has to look at all other aspects of something specific could possibly impact. Concurrently one must look at the delivery system when testing a new product. The delivery system needs to look at the innovation of the material It helps to look beyond first costs to LCC (costs of owning and operating). They do look for a combination of installation costs and materials costs. They try to reduce the cost of owning and operating.
val	5.03	rch	How do you treat cost of substitute products?	Is affordability a factor in marketing decisions at your company?
met	5.04	mfr	We look at complete LCC, including replacement cycles.	Not in the first cost, but the cost of materials, installation costs, callback costs, energy savings, and durability.
met	5.05	rch	Are consumers becoming more sophisticated/sensitive to LCC? Yes.	Do the customers know this?
met	5.051	mfr	(see notes)	Builder customers are pretty sophisticated. Training and education are also part of the package.
per	5.06	rch	NES 'look beyond code' push 2 years ago; manufacturers wanted nothing to do with it.	Other manufacturers may not be interested in testing and assessment.
pro	5.07	mcd	Manufacturers were looking only for market-pull demand for any aspect of product characteristics	There is no point in showing characteristics of products that no one cares about.
pro	5.08	rch	Lots of visible innovation is by small companies with low capitalization looking to push innovation into market with little testing or success.	The concern is this, truly innovative producers are very small-scale producers, who may not have the resources to test and are the worst when it comes to assessing products before market introduction. Massive industry failures are documented on PATH's website. HUD did a study of EIFS and engineered I-joists. With EIFS, which was a failure, it was produced by small, fly-by-night producers who did not do homework on the proper application of the technology. With engineered I-joists, which was a success, the producers were big companies who had performed long, comprehensive analysis of the product and process. There is a riskiness to new products that is inherent that is not addressed by producers. In the ICC Evaluation Service guide to innovations, the idea is "getting the technology accepted."
bar	5.09	own	Code can be a barrier; may be used by existing manufacturers to block products.	Codes can be used by incumbent producers to block new products.
pro	5.10	mfr	Prescriptive standards represent "the way things have been done"—new product must test against existing product and evaluate existing product for comparison.	Some code elements that are prescriptive are based on tradition and have not been tested. To introduce a new product that satisfies the same purpose, it is necessary to not only test the new product, but to test the existing method as well, for a comparison. This is very costly.

keyword	sequence	stakeholder	'flip chart' record	NIST notes
pro	5.101	rch	(see notes)	How much does this manufacturer use the ICC Evaluation Service?
pro	5.102	mfr	(see notes)	We use it.
pro	5.11	mcd	<p>Armstrong testing, "no surprises", at one end; other extreme, "kitchen only sprinkler" emphasizing/distorting kitchen risk.</p> <p>How should evaluation be done—staged, as in drug development analogy?</p> <p>Testing, more testing, then wait for time before it gets out.</p> <p>Find a way to keep good products alive long enough to check performance.</p> <p>Beta testing/trial market:</p> <ol style="list-style-type: none"> 1. Assessment by manufacturer 2. Controlled assessment by a limited population 3. General distribution 	<p>Some of this discussion belongs in discussion session 7 later. At the fire testing college at Armstrong, the mantra is "no surprises." How can the uncertainty about new products be reduced to better predict performance, so the good innovations will get through, but the bad ones will not? How do you get a system where the good innovations get out while the bad are stopped quickly? There are three stages of assessments:</p> <ol style="list-style-type: none"> 1. Manufacturer's assessment 2. Controlled assessment using a limited population (such as beta testing with electronics) 3. Widespread, general distribution <p>This staged process is used in the pharmaceutical approval process. It requires a great deal of time and money, but with limited exposure to people. Some disapprove of this process.</p>
pro	5.111	rch	(see notes)	The drug industry is a poor example. The FDA is a notorious bottleneck, and the process drives up the cost of drugs.
pro	5.112	mcd	(see notes)	I wanted to refer to drugs as an example of a staged approval process.
del	5.12	rch	<p>Problem is materials must be sent to "Fred"/3rd party to put in place. Systems integration is needed.</p> <p>Capital intensive—engineered product is the answer.</p>	<p>We need testing under realistic, standard conditions. It is extremely capital intensive to test products until people start to buy them. One problem is that there are disparate actors in the assembly process. It is not just the design of the product. It will fail if there is no systems integration. Must also consider Fred the manufacturer, assembler, contractor. Products with integration challenges are more likely to fail. Engineered products will be superior to assembled products. It will happen in the housing industry in the next 5 years to 10 years. Big companies doing this will succeed.</p>
pro	5.13	mcd	Interactions (among stakeholders) are a key aspect in changing product development	To carry the drug analogy to this, the issue is drug interactions. Is the product sensitive to assembly issues?
pro	5.131	mfr	(see notes)	"Controlled assessment" is already done, through test marketing (or beta testing, for some industries). These assessments are done now, but not to code, because the code is just a minimum standard to market trial. My company sets up early trials so that the odds of a successful market trial are close to 50/50. A better analogy may be the auto industry as an assembler of a system. Quality is outsourced to first-tier suppliers.
pro	5.132	rch	(see notes)	With autos, though, the components are highly engineered.

keyword	sequence	stakeholder	'flip chart' record	NIST notes
pro	5.133	bld	(see notes)	Testing is costly. A builder with just a few lots cannot spread the costs among many units.
del	5.14	bld	Group is making a great argument for manufactured housing/modular housing. Low-pitched roofs are a response to bridge height restrictions (not pretty).	This is an argument for manufactured housing. The current perspective, however, is that onsite-assembled housing is superior to pre-manufactured housing elements.
del	5.15	mcd	Design is an issue that lessens the appeal of manufactured housing.	The problem with manufactured housing is that the designs are unattractive.
del	5.151	own	Perhaps should focus all our efforts on manufactured housing. Transportation system limits design. Weather limits design. Site assembly will continue to exist.	Part of the explanation for that is cost. For example, the roofs must have a low pitch in order to be transported cheaply on highways (to pass under bridges). But they are not pretty.
del	5.152	mcd	(see notes)	With a traditional home, presumably affordability is not the primary concern the way it is with manufactured housing.
del	5.153	bld	(see notes)	There is a need to expand the testing that is in place, to streamline it.
pro	5.154	mfr	(see notes)	This is true. The issue of time is huge. There must be quality assurance, but this adds time to the process. It takes 17 years to get a patent, and then the company owns the technology only for a few years. Can't put more time between patenting and marketing of a product. Testing must be streamlined to minimize this time.
pro	5.16	rch	Are manufacturers willing to take risk that consumer will buy a higher priced product?	What are the steps in the introduction of new products? Does your company introduce new products knowing that they initially will have a higher cost than the incumbent, but with adoption, the cost may fall?
pro	5.17	mfr	Performance should/will pull product to higher production volume, reducing cost. Many of our innovations look closely at a minor portion of costs (e.g. flashing for windows).	Yes, most of our products are like this. Take flashing as an example. We produce a better product that is highest performing. The idea is that the customer gets what he or she pays for. So the product is more expensive on a first cost basis. The company conducts market research to value the products under development. As more users come on, the cost will flatten and there will be labor savings in general as time goes on.
pro	5.171	mcd	(see notes)	This flashing, if I am thinking about the one you are talking about, involves some labor savings in installation and involves more foolproof installation as well.
pro	5.172	mfr	(see notes)	An additional factor is that flashing does not represent a high percentage of the price of an entire window package.
pro	5.18	own	We must determine what the tendencies to failure are and test those aspects of the product.	There is a three-stage process. As Donald Rumsfeld said, the worst thing is the "unknown unknown."
pro	5.181	mfr	(see notes)	My company tests new products for robustness to

keyword	sequence	stakeholder	'flip chart' record	NIST notes
				installation by brainstorming about possible installation mistakes, such as picking the six worst ways to mess something up and try to work with it. Not all companies will do this.
del	5.19	bld	Prevent innovation adoption—target of marketing/product purchase; decision is 'no' if equal or greater cost than what it is substituting for.	Manufacturers sometimes target the wrong agent to promote a product, that is, the purchasing agent, who is taught to say no if the product costs more. It should be the sales and marketing folks.
del	5.191	mfr	(see notes)	The problem is potentially worse if there is a value chain. The retailer may not want to take a risk on stocking an item if it does not know whether the subcontractor will want it.
del	5.192	bld	Retailer may not want to stock (e.g. additional sked space/sku's). New technology often must completely replace something already out there. Tough sell.	Also, a new product is another SKU number that the retailer will have to keep track of for inventory. Retailers resist change.
att	5.20	own	Standard of acceptance—code compliance/acceptance is very important.	Without thinking about it, house buyers are hyper-conservative about new innovations. For them, perception is reality. What matters is cost, location, and style. They trust the code without exploring it. Normally house buyers are happy enough assuming that the code has been followed and that this constitutes safety. If they see an innovation being used, however, then it will raise their concern about its code adherence.
pro	5.21	mcd	For new products: <ul style="list-style-type: none"> Manufacturer will underestimate risk Consumer will overestimate risk Both will try to shift risk to someone else Ultimate consumer probably least able to afford risk Is there a way to get better information to all?	There are three problems: 1. Manufacturers champion new products and underestimate the risk. 2. Homeowners overestimate the risk of new products. 3. All hope risk will fall on someone else, to displace the risk to another party. To address the question, must address all three problems, not just any one. The sufferer of problem #3 will probably end up being the homeowner. Is there a better way to address risk?
pro	5.211	reg	(see notes)	Is there a way to have groups look more objectively at innovations?
pro	5.212	mfr	(see notes)	To go back to the auto analogy, one factor there is ease of recall. In the building industry, there is not an easy recall system. If a builder or manufacturer sent out a notice, it would probably be faced with lawsuits. This makes the issue of trying to implement new innovations more difficult.
pro	5.213	bld	(see notes)	Homes are more heterogeneous than cars. This makes recall more difficult.
pro	5.214	mcd	(see notes)	Also, component manufacturers are shallow pockets. They can't afford to pay for recalls.
pro	5.215	rch	(see notes)	Need risk insurance or vertical integration.

keyword	sequence	stakeholder	'flip chart' record	NIST notes
bar	5.22	bld	Big problem for builder is how to train producers/installers (laborers); ability to train will be a big component of acceptance. (internet opportunity?)	Need education/training and uniform installation. There is a lack of consensus about the proper method. The ability to train is not there. How can this training be delivered? Must simplify delivery of content (such as through the Internet).
bar	5.221	mcd	(see notes)	The earlier idea of an engineered, integrated solution would get around this problem.
bar	5.23	rch	Labor problems have only gotten worse over last 40 years.	The labor problem has only gotten worse and will continue to do so.
per	5.231	reg	(see notes)	Is there a way to have groups look more objectively at innovations?
bar	5.232	mfr	(see notes)	There is no effective recall system for homes. This makes the issue of trying to implement new innovations more difficult.
bar	5.24	bld	Supply-chain liability will/should fix problem.	It is the supply chain that will eventually improve the testing and research situations. The solution must be found in the supply and distribution chain because that is where the liability lies. It is where the supply and labor interface. There has been a decline of vocational training in the U.S. It has been taken out of high schools. The unions are not providing or requiring it. They do not know how to put things in. So who will benefit from labor improvements? Use the supply chain as a risk management method.
att	5.25	mcd	Other industries focus on QC—McDonalds.	McDonalds is an example of an organization that has managed to achieve quality control and labor standardization across many countries, cultures, and languages.
bar	5.26	cst	Over-emphasis of regulated side of costs; should we shift focus to non-regulated side? We no longer invest in basic research.	There is insufficient basic research in the public sector that leads to innovation. Also, have to look at the unregulated components of housing.
per	5.27	mfr	Applied research is done well privately; basic research is no longer being done by the feds.	(see record)
per	5.28	mcd	Worldwide problem.	This is a global phenomenon. Almost all the fire labs in the world are now privatized.
per	5.281	cst	(see notes)	Just look at old National Bureau of Standards (NBS) publications. It used to all be basic research.
per	5.29	rch	Housing improvement has never been an objective of government.	With agriculture, the public sector funds a great deal of basic research, with the motivation and rationale that what benefits the farmers will benefit society. Except for Operation Breakthrough in 1968-1972, there has been a lack of motivation in the case of building research parallel to agriculture.
att	5.30	cst	When they say "affordability", respond with "basic research". Even basic "affordability" is beyond code compliance requirements.	As a country, we do not invest much in basic research and testing in the housing industry (in the public sector). In general, basic affordability is beyond the code minimums. We have to keep in mind that nobody would buy a

keyword	sequence	stakeholder	'flip chart' record	NIST notes
				code-minimum house. Such a house has no wall board, no paint, no carpet. The market prevents code-minimum houses. Most of the affordability equation is beyond the code. Therefore, must look at the unregulated component of housing.

Discussion session #6: How should society value or monetize the social costs and benefits of introducing technology in residential housing, such as energy conservation or disaster relief and recovery, at both scales? What happens when you add social costs and benefits to the discussion?

keyword	sequence	stakeholder	'flip chart' record	NIST notes
per	6.01	fin	<p>There is a difference between 'valuing' and 'monetizing'</p> <p>In terms of stakeholder values—there is difference between 'general stakeholders' (e.g. regulators and repairmen) and 'stakeholders with standing'</p> <p>In terms of distribution of costs and benefits—FNMA is far more concerned with negative impacts on low-income segments (much more susceptible to adverse effects)</p> <p>In terms of social costs—at what geographic/political level are they considered?</p> <p>Social value is highly subjective—New York City studied costs that accrued to the city—city bore costs disproportionately; benefits were more widespread. How do you value benefits like self-esteem?</p>	<ul style="list-style-type: none"> • Is it possible to make a quantitative judgment based on a qualitative factor? • Should regulators be considered stakeholders? They are not necessarily stakeholders when considering costs. • Do you consider costs to repairmen as new technologies are implemented? • Fannie Mae is concerned with regulations having negative impacts towards low-income housing (crime, education). Fannie Mae is more interested in increased cost on lower income families – this is the group where negative externalities are greatest. • For social costs and benefits, you need to know what area you are talking about? Every stakeholder places different values on social costs. Every person/place places a different value on a social outcome. • Cost savings on criminal justice system in New York City is support of housing for the homeless was instated – how do you determine the value of a quality like self-esteem? No value for self-esteem has been determined for giving shelter to the homeless.
per	6.02	reg	<p>Complete re-write of state building codes has been done—touches on issues of how to value innovation in housing.</p> <ul style="list-style-type: none"> • Agree that regulators are not a direct stakeholder, in terms of costs and benefits, but key player/actors. 	<ul style="list-style-type: none"> • How does society value innovation? • New York State recently updated/changed building codes • Government is not necessarily a stakeholder: role is to strike a balance and express this through building codes. • 1984 – the New York Code Council turned its back for almost 16 years on the public's needs by not

keyword	sequence	stakeholder	'flip chart' record	NIST notes
			<ul style="list-style-type: none"> State looked to balance costs and benefits that 'mandated' or 'incentivized'—must be done in cooperation with industry and society. The code was last revamped in 1984 and industry had grown beyond it; it became an impediment to building with the state. <p>Effectiveness of 'incentive' v. 'regulation/mandate': government must determine threshold based on true and perceived risk or lose public trust. Public will reject increased cost until they recognize benefit, then they will embrace action Public does not want to pay more for a 'mandated' action.</p>	<p>considering new technologies. The council became obsolete because of not keeping up with trends. Government and society must work together.</p> <ul style="list-style-type: none"> Incentives vs. regulations: if government regulates without input, they lose public trust. An incentive-based environment would give the public time to place a value on technology. Mandated regulations are rejected by the public because they are likely to increase costs across the board.
att	6.03	mcd	<p>Different take on session, based primarily on an economic discussion—maximizing wealth (of the community) through regulation/incentives that address factors which are not obvious and visible—"internalization of externalities".</p>	<p>The presence of externalities leads to the need to create a pricing system more in keeping with social costs (monetizing social costs) so that the externalities are internalized. Under an ideal situation, society makes choices, and through these choices, the best pricing will occur for society as a whole. For example, the price of solid waste does not include the cost to society of its disposal, so a person making a purchase choice does not have to consider the cost of disposal in his decision. An alternative to incentives is regulation. The downside of regulation is that it is a static system, and will not create incentives to innovate around the (negative) externalities. You're prohibiting or directing actions.</p>
seg	6.04	rch	<p>We have not articulated the differences between SF and MF delivery. MF internalizes external costs for many actors. It is the difference between a private transaction and a public transaction. Additional R&D on the private side may be an effective approach. Removal of barriers to innovation is another.</p>	<p>Multi-family housing does best at internalizing (Fannie Mae). Because it is an investment, there is an incentive for long-term concern on the part of mortgage lenders. With single-family housing, the issue is creditworthiness, so this incentive to have concern about the long term is not there. Monetizing social benefits becomes irrelevant. Need to determine the constraints that exist in the housing system and get them out of the way. Regulators should not be a stakeholder group. They should be surrogates. To what degree is the regulatory system a barrier to innovation? How can the regulatory system improve the health and safety of individuals? One proposal is to provide the council of evaluations a more comprehensive evaluation system to better know these costs to those with long-term financial interests. With single-family homes, these are private, unregulated</p>

keyword	sequence	stakeholder	'flip chart' record	NIST notes
				transactions between two parties that do not have long-term financial interests. It is very different from multi-family housing.
seg	6.05	rch	No, we should not use MF as the model—we should employ taxes, fees, and fines for 5 year first use and 20 year expected service life (it realistically may be 100 years)	Decoupling the product from the credit to pay for it leads to this outcome. If a durability fee were to get added to the production function, then will capture the costs to society.
seg	6.051	rch	(see notes)	This would not get done without regulation.
per	6.06	bld	Goes back to question of distribution of benefits—need innovation not in widgets and hard things, but in regulation—opportunities in implementation of rehab codes. The entrepreneur sees opportunity, takes risk, should benefit—there has been a 40 % increase in permits since implementation of the New Jersey Rehabilitation Code (primarily in vacant urban, mature suburban, and decaying rural properties)	The key is the distribution of benefits, as a participant suggested. The beneficiaries of rehab codes may not be society. They may go to the private sector, such as entrepreneurs. For example, risk takers buy low and sell at higher market value. There are three places where older buildings are found: urban, suburban, and rural. This has happened with change in the New Jersey Rehabilitation Code, because barriers were removed and the regulatory system changed to allow these innovations.
bar	6.07	rch	Should we remove regulatory intervention? There are too many gatekeepers; find other ways to protect buyers, such as “builders insurance”?	The change in the regulations is key. There are too many gatekeepers. We should try to remove as many barriers as possible. If there is a valid program of builders’ insurance and consumer product safety, then the regulations can be scaled back.
seg	6.08	mcd	This is not the topic for this session; we should discuss, for example, ‘redevelopment’ v. ‘new development’	We need to shift back. Infrastructure and social services are examples of social costs that are truly borne by the beneficiaries.
seg	6.081	rch	(see notes)	Impact fees can capture these costs.
bar	6.09	rch	We should be looking at incentives (for solar, flood, hazard mitigation, etc.) based on social benefits and costs.	There are incentives for social costs and benefits at the level of individual homeowners in some areas, such as for weather hazards. For example, the homeowners would only be eligible for flood insurance if they took certain precautions. It is also necessary to focus on owner-occupied housing.
seg	6.091	rch	(see notes)	We can’t apply lessons from multifamily housing to single-family housing.
bar	6.10	bld	We should focus on positive incentives, like tax credits, etc. Mitigation is purely regulation Insurance companies have an opportunity to reduce their own risk through risk-based underwriting (encourage rather than force acceptance)	There are government incentives, including tax credits and land use (higher density, cost of land). Some of the mitigation that was just described is mandatory, not incentive-based. Insurance can provide incentives with lower premiums in some areas to reflect risk, but it is regulated by states. States have an opportunity to affect this. We need a metric to measure these technologies (which one is better?). Social benefits will come from what the government recognizes as important (for example, provide a free thermostat).

keyword	sequence	stakeholder	'flip chart' record	NIST notes
				Encourage, rather than enforce, through different costs.
bar	6.11	cst	<p>We need to ask why we are concerned with social costs:</p> <ul style="list-style-type: none"> • 3rd party effects are fair game for incentives • Mandates should not be based on externalities • Externalities should be viewed very skeptically. 	Why are we even trying to monetize costs and benefits? There are two extreme motivations. The first is to promote technology development with enlightened policies. If we are trying to do this, then monetize costs and benefits. The second is to provide justification for more regulations. If this is the case, then will lead to more skepticism. A problem is that everything is an externality. They can be seen everywhere, and the exercise of monetizing them would never end. In any case, with regard to the example of solid waste disposal, I have to pay a waste disposal fee every year.
bar	6.111	fin	(see notes)	But the cost of the disposal is not internalized at the time of purchase of the product because the purchase price is separate from the end-of-year disposal fee.
bar	6.12	mcd	We need to address issues in terms of economic and government regulation theory	Often the disposal fee is a flat fee and does not depend on the volume of trash generated. This is a justification for regulations. Regulations are used to adjust and compensate for the fact that "natural costing" does not automatically account for all costs.
bar	6.13	cst	Regulation is often an adaptation to real circumstances	We need to focus on reforming regulations which improve affordability for everybody, not just removing regulations.
bar	6.131	rch	(see notes)	With the New Jersey Rehabilitation Code, reforms turned out to have the same effect as removal. It lightened the burden.
bar	6.132	cst	(see notes)	The assumption in code reform is that the original regulations were right.
bar	6.133	rch	(see notes)	It is possible to internalize externalities in many ways, such as tax credits, insurance incentives. Do we want to do it all?
met	6.14	fin	How do you choose between regulation and not—you need a metric to decide.	Assume that technology produces some good. What is the metric to link these two?
met	6.15	mcd	Peer pressure, education, and branding may be the most effective options; example of 'ruffs' and 'riffs' (resource utilization v. resource impact, such as embodied energy metric) precursor to energy codes. Created huge battle between electric and gas (in terms of BTUs [1 055 joules]). Could not drive technical decision because of lack of agreement on parameters. Upshot is that players cannot plan on staying power of analysis.	Another incentive is branding, labeling, reputation. There is an example from many years ago from energy: RUF (resource utilization factor) vs. RIF (resource impact factor). NIST wrote a way to compare the energy performance of different alternatives. The energy codes created a gas/electric battle. The question arose as to whether should count BTU (1 055 joules) at the source. The RUF was computed as the reciprocal of plant energy usage. The RIF was needed because not all BTUs are the same. It needed to be based on "embodied" energy as well as all social costs and benefits, such as sustainability, health care, etc. This effort fell apart and died because it could not drive a technical decision, and everything was valued differently. Could look at this question by costs. The problem is that the price does not reflect social costs.

keyword	sequence	stakeholder	'flip chart' record	NIST notes
				Need to pass the burden of determining social costs to Department of Energy. These values change and make the designs, regulations, etc. obsolete.
val	6.16	bld	Question remains how to value a parameter in order to have a basis to set a fee—the consumer views the product (housing) as a durable asset, internalizing ALL perceived costs.	This obsolescence only applies to regulations. With incentives, people will adapt. How do you assign value to these?
val	6.17	mfr	Each consumer (including speaker) uses own set of values and beliefs in personal decision-making.	Values differ from individual to individual, based on their own life experiences. Heterogeneity makes valuing these social costs and benefits difficult, even impossible.
met	6.18	bld	The issue is a mathematical problem and not that difficult to understand: value of stock measured in trillions of dollars, divided by the number of units, plus annual cost of maintaining times service life, divided by service life equals annual cost of ownership.	The incentive is to push durability by distributing first cost. When R&D comes in, it will be implemented more easily. Longevity is the missing piece. There are no data projecting durability or longevity of housing. I propose a formula to compute the annual cost of ownership of a home which falls with the longevity of the home: annual cost = (initial cost + maintenance + operating costs)/longevity of the home. It disperses the first cost over a longer time horizon. The social cost that is reduced with increase in longevity is the need to rebuild "10 year" homes every ten years.
met	6.19	bld	Concept makes a lot of sense except for characterization as "simple" problem—we do not know how long housing lasts. Pricing in durability may be useful, but may not.	The problem is that this would not be simple because we do not know how long the housing stock lasts to develop a meaningful relationship based on durability. The government does not collect data on component changes or demolition permits anymore. Therefore, we do not know. We would have to overcome a credibility problem with the consumer.
per	6.191	bld	(see notes)	The stakeholder has a stake in making the component last.
met	6.20	rch	Like elegance of relying on mathematical formula, but how do you factor in uncertainty of manufacturer claims.	The consumer or the manufacturer? We need data on reliability. For example, my "20 year roof" had to be replaced after only 4 years.
met	6.201	bld	(see notes)	Without a durability rating index, a bunch of disconnected people only see the first costs. There needs to be some linkage between them.
met	6.202	mcd	(see notes)	Not all social costs and benefits lend themselves to time-to-repair metrics. But for those that do, this index would be great.
met	6.203	bld	(see notes)	Who enforces this formula? It should be the underwriting industry.
met	6.204	cst	(see notes)	Like fuel efficiency for automobiles.
per	6.21	cst	Many stakeholders have an inordinate fear of regulation	NIST developed durability performance standards purely based on technical considerations. It led to paranoia. This was fought by, among others, homebuilders, at ASTM meetings.

keyword	sequence	stakeholder	'flip chart' record	NIST notes
per	6.211	rch	(see notes)	The paranoia is justified because the fear is that an intellectual exercise will lead to the easy "fallback" approach: regulation.
per	6.212	bld	(see notes)	Even with an index, the consumer may still ignore it. If this happened, it would prompt regulation.
met	6.22	fin	The durability equation as outlined does not address social costs (the key parameter of this session).	The equation also would not address social costs, such as environmental costs.
met	6.23	bld	(see notes)	There would be trouble monetizing these social costs.
met	6.24	bld	(see notes)	The formula is already done in a quasi-method. The buyer gets information about the age of the roof, energy costs, etc. of the prospective home.

Discussion session #7: Can the regulatory system be used to encourage innovation, and to distinguish innovations with net benefits from those with net costs, at both component scale and at the scale of the entire house and its delivery system?

keyword	sequence	stakeholder	'flip chart' record	NIST notes
att	7.01	mcd	<p>Most regulation is intended to advance not affordability, but some other factor, primarily safety. Many regulators want to trust what they know works—prescriptive standards—feeling that performance approaches may undercut effectiveness of standards and may be more difficult to evaluate. Innovation may exacerbate performance-based evaluation concerns. In addition, lack of a common language is a problem—economists and policy makers want to express all concerns in dollars. Key point is that we don't need less, we need better regulation—the advocated approach favors modeling, yielding "smart regulation audited with civility"</p>	<ul style="list-style-type: none"> • Prescriptive requirements are antagonistic towards new innovations. • 2 ways of employing materials: To trust what you know works is prescriptive and to prove it works is performance based. <ul style="list-style-type: none"> ○ performance approach: test new technologies; there is no long-term field experience. ○ prescriptive approach; trust what you know works • Performance approach is difficult: does not always consider reliability. If you open up requirements, you may introduce unreliability. • If you only allow performance equivalence for components, not for a whole design, you limit how innovative a product you'll consider, but you also limit how far from common experience and comfort-zone you have to go. • Lack of a common language -- not everyone is comfortable expressing everything in money terms -- is a barrier to acceptance of performance approach. • Economics measures costs. We need different regulation. Flexibility is where we want to go. • We want flexibility in achieving social objectives

keyword	sequence	stakeholder	'flip chart' record	NIST notes
				(the enforcers' role) in ways that are more affordable or better in other ways. That means different regulations but is not a reason to make all decisions purely economic decisions.
att	7.02	mcd	<p>Factors must be identified and explored. Should such a system be a basis for regulation? What is needed is a baseline level to exceed. For life-safety issues, codes and standards typically lag technology development. If non-prescriptive, there is no information on which to base approval/acceptance.</p> <p><i>Washington Post</i> column⁸ on regulation cites 3 needs:</p> <ul style="list-style-type: none"> • Information based on good research • Ability to defend analysis tools • Implementation policies that encourage smart life-saving analyses 	<ul style="list-style-type: none"> • We can encourage innovation, but the manner in which this will happen must be carefully considered. It leads to the regulatory system making decisions. Whoever is using the innovation makes the decision. • Establish the minimums at the state level: this baseline will establish a framework for considerations of new materials. • Codes/standards tend to lag technological developments. • In the absence of specific technology references in the code, it is more difficult to implement the technology.
bar	7.03	own	Las Vegas as a model—regulators must be open-minded to allow range of designs in place	Regulators need to play a major role.
bar	7.04	mcd	Codes must be a mix of prescriptive and performance-based requirements to avoid 'first-time' pitfalls (redundancy/alternatives?)	Prescriptive codes require regulators to be very knowledgeable and sophisticated enough to adapt to changing technology. With PBC (performance-based codes), on the other hand, there is no stable ground. Therefore, we need some middle ground. Australia and New Zealand are examples.
bar	7.05	rch	Do we have any evidence that more innovation occurs under one or the other scheme of regulation (performance versus prescriptive codes)?	Is there any empirical evidence about the amount of innovation that has occurred under prescriptive regimes vs. PBC?
bar	7.06	mfr	Regulation typically does not promote or discourage change.	It is doubtful that there would be data on this. I am not sure if the regulatory system encourages or discourages innovation. Sometimes, you have to know how to develop "around the code." Regulation may pose a barrier to adoption, but not to innovation. Sometimes, codes encourage innovation if the code becomes more restrictive. Manufacturers then need to innovate to satisfy those restrictions. Take carbon monoxide detectors, smoke alarms, energy codes, etc.
bar	7.07	reg	New York State, prior to most recent	New York is an example. The code was too

⁸ Hahn, Robert and Scott Wallsten, "Whose Life is Worth More? (And Why Is It Horrible to Ask?)," *Washington Post*, June 1, 2003, pp B3.

keyword	sequence	stakeholder	'flip chart' record	NIST notes
			re-write, was opposite of Las Vegas—said 'no' too often. Performance-based requirements can encourage innovation through offer of options (compliance options in the case of New York State).	prescriptive, and did not provide enough flexibility, and led to higher costs to developers trying to get around the regulations. Now, the provisions of the code provide compliance options and are more successful. Regulations cannot be created that cover everything. Therefore, need a combination of prescriptive and performance-based codes.
att	7.08	mfr	First paragraph of IRC gives opportunity for flexibility in performance compliance with the code	Chapter 1 of the code, titled "Alternative Methods," of the Evaluation Service, is most encouraging of innovation. Changes in code represent a dislocation of the system, which spurs innovation. There is an analogy in chemistry: need to scratch a surface in order for crystals to form.
bar	7.09	rch	Industry is so fragmented, no single organization is large enough to overcome barriers to innovation. Why is housing the only industry that can not/ will not benefit from innovation? Until risk-based insurance is available, innovation will not be approved/adopted. We need to link comprehensive evaluation to a push for risk-based insurance underwriting.	One issue is the lack of market power of any builders in the housing industry. In the long run, stimulating development in housing is good, because it will benefit society as a whole. But the housing industry is still not totally geared in this direction. The home building industry is more resistant to innovation than in other industries. They perceive themselves in this way. They do not buy it (innovation). Why can't the home building industry be more like other industries in this way? Why do they not reduce the barriers to innovation? The ICC Evaluation Service did not perform very well before. Using these evaluation services, there needed to be an insurance program for innovation to bridge the gap in reliability, uncertainty, risk of system failure associated with new products. The missing element is an insurance program for innovation. In the current situation, local enforcers will be held accountable for failure. With insurance, there would be a cover for the homebuilder and component manufacturer to encourage innovation and adoption.
bar	7.091	mfr	(see notes)	The evaluation services, as they stand today, do not give any insurance. A third-party, if so inclined, may want to take the results of an evaluation and then proceed with some insurance against failure to protect "early users"
bar	7.092	rch	(see notes)	You have to combine evaluations systems and insurance in order to help increase development.
bar	7.10	bld	Want to reinforce notion of looking at other industries for guidance: there is a strong trend that deregulation spurs innovation	With homebuilding, can look at whether regulations have an effect on innovation. There are many regulated industries that became deregulated. Could see whether a spurt of innovation followed the deregulation.
bar	7.11	rch	Suggest that government undertake research/modeling of insurance-based approach to housing innovation; determine appropriate government roles (analogous to	With the insurance idea, need to do the following. First, do research and model what the insurance would look like. Second, would the insurance industry be willing to offer the product? And lastly, if the insurance industry would not offer it, then who would? The government?

keyword	sequence	stakeholder	'flip chart' record	NIST notes
			self-amortizing mortgages); determine feasibility.	An example is the FHA and self-amortizing insurance. Would need to do feasibility studies.
del	7.12	cst	Look at entire regulatory system—currently consists of prescriptive frailty with alternative options. (liability/technical issues go beyond the capability of the field code official) Frailty is the confidence that prescriptive codes achieve desired purposes/objectives. Tons of innovation is just not used. Need to better understand frailties and impediments.	The status quo is a prescriptive system with an allowance for alternatives. Allowance has frailty because it is subject to human acceptance. Any solution would have to address this frailty. Examples of solutions would be liability, education and technical training, access to technical information. Another frailty is whether the current prescriptive codes are on the mark. With the hybrid, as one of the model code developers discussed, there would still be liability and education frailties. Another consideration is that many innovations are not being used. They need selling and marketing, but the performance side is harder to cover liability. There would need to be understanding of the components of the system. Lack of existing standards can be a bigger barrier than regulations.
met	7.13	mcd	Want to clarify one aspect of discussion, the role of Type 1 and Type 2 statistical errors in evaluating the effectiveness of innovation. Need to look at both sides of the issues—existence of both 'good' and 'bad' innovation.	Have to worry about both "Type 1" and "Type 2" statistical errors with innovations. What about innovations that are accepted but fail? These are the types of concerns of code officials that have to be addressed to get the changes in.
att	7.14	bld	Before you can define 'affordability', you need to define 'safety' ("acceptable risk"?). There is currently no accepted credible definition; nothing to push off from. Local code officials do not know what the code means in terms of performance. Until decision-making approval is removed, innovation will not occur.	Before you define affordability, must define the standard for safety. Should it be "no injury or death"? This is a barrier. There is no measure to bounce affordability off of. Only the nuclear power industry has specific criteria about safety. As with the energy code, until there was a standard, it was not possible to assess the relationship between affordability and energy efficiency. The lack of credible standards makes it impossible to enforce. Without a clear definition of safety (and/or affordability, for instance) in the context of a prescriptive set of code provisions, the introduction and use of performance criteria may decrease. Determining compliance with performance type regulations can be more difficult and require additional training for the code official. Also, many local officials do not understand the codes they are trying to enforce. They do not want to take a chance on a new product.
bar	7.15	mfr	We do code training as part of product development process.	There should be a continuing education and training requirement for code officials. My company includes training costs for code officials when it determines its budget for developing a new product. It sees training as part of the new product introduction process.
bar	7.16	mcd	We (ICC) do code official certification training.	Some states have certification and training for code officials. But access and transportation are two issues.
bar	7.17	rch	Why not a system of binding interpretation to promote	(see record)

keyword	sequence	stakeholder	'flip chart' record	NIST notes
			consistency in code enforcement (as used in some states with statewide codes)?	
bar	7.18	bld	Only occurs through appeals process—practitioners realize that you cannot truly build to code.	I have found that state-level code people in one Midwest state are responsive if local officials are resistant. In some other states, the only remedy if a local code official disagrees or resists is the appeals process. The truth is that strict adherence to the code is impossible.
bar	7.19	cst	That's a disappointing point of view.	That perspective is disappointing.
att	7.20	mcd	There are, in fact, mathematical definitions for safety in the codes.	Back to the absence of a definition of affordability: There is no definition of affordability in the codes that address it. This needs to be a mathematical formula.
att	7.21	own	We need to determine what is an "acceptable level of risk" and then protect against it—code officials are not stakeholders, but do have an interest (fear of responsibility for building failure?)	What constitutes acceptable risk? The building community and the fire safety people do not agree on this. The regulator is not a stakeholder in the financial sense, but they do have something to lose with any code that is not prescriptive because they may be held accountable if they make a mistake.
att	7.211	bld	(see notes)	Must encourage use of the evaluation services for this. The inspector should not have to make the decision.
bar	7.22	cst	10-point ISO rating system looks comprehensively at code enforcement. Do they look at use of NES reports?	A participant earlier mentioned the 10-point ISO certification rating system on the adoption, provision, number of inspectors, training, of inspectors, of code. Could build on this tool. With this rating, did they use evaluation service reports (ESRs)?
bar	7.23	cst	Short answer is no, but do not put all eggs in one basket—I accept NES reports only if I agree; I rely on multiple sources of information.	No. They might, they might not. Evaluation reports are not always accepted. I might not accept one that I do not agree with, because evaluation is also subject to human error. I am as receptive toward products with ESRs as I am toward those without them. The lack of a report should not always be viewed as a barrier to acceptance.
bar	7.24	mfr	Never had an NES report turned down, but it takes work.	I have never had an ESR denied by a code official. Some have required them. Others have accepted the data submitted to the evaluation services if an ESR is pending.
bar	7.25	bld	Some code officials do not even use code language, much less NES reports in making decisions.	Some code officials disagree with the code and will not adhere.
bar	7.251	bld	(see notes)	Schenectady is one example.
bar	7.252	rch	(see notes)	Dallas is another.
bar	7.26	bld	Reports are limited only to existing code requirements and do not test against purposes of innovation (whatever those may be, such as durability); do not rely only on reports.	There are limits to ESRs. They do not address durability or affordability. The evaluations are only for the adherence to the codes that are existing. The code/evaluation process calls for extraneous testing that is not appropriate for the material in many cases.
pro	7.27	mfr	Product must be equivalent to alternative materials.	In the "alternative methods" clause, durability is included.

keyword	sequence	stakeholder	'flip chart' record	NIST notes
bar	7.28	bld	Some AHJs require engineering certification for each installation—a very expensive burden.	For some officials, if you get the engineer's seal on the design, then you can use it. But this is costly. So this is still a barrier to adoption of new technology.
bar	7.29	cst	Barriers at local level may be politically based.	Officials want to offload risk; they do not want the liability. For example, EIFS. You could get a political barrier. Maybe a union will not let a code change in, and they are told not to improve it or will fight to keep new technology out when code changes are proposed. Even in spite of scientific justification for a component's use, there may be politically motivated resistance. An example is steel framing and the influence of California unions on local officials. Political issues may similarly arise with respect to code language and interpretations of the code.
bar	7.30	bld	Risk insurance coverage (for manufacturer, builder, or owner) could overcome many of these problems.	(see record)
bar	7.31	mcd	Higher level issue is involved here—what should regulators do differently than they do now? Regulators are there to provide a function—that function must be acceptable to those being regulated in order for the system to work effectively.	Can the regulatory system be used to encourage innovation? What can be done differently? Regulators have a specific function. If manufacturers do not think the goals are legitimate and do not respect the regulators' intellectual capability, then they will not get far in improving the system.
bar	7.311	rch	(see notes)	Is there research showing resistance of local building code officials to innovation?
bar	7.312	mcd	(see notes)	Also, some builders resist innovation. Each actor has reasons to resist innovation.
bar	7.32	mfr	What can be positively said to encourage acceptance of innovation?	How do you change the outlook of code officials to encourage more interest in acceptance of housing innovation?
bar	7.33	own	The ICC and New Jersey Rehabilitation Codes are steps in the right direction.	The ICC and the New Jersey Rehabilitation Code are good examples. They are steps in the right direction. There is a need for regulations.
bar	7.34	own	Going to statewide code increases consistency in enforcement.	If there were a move to state-wide codes, there would be better enforcement.
bar	7.341	own	(see notes)	And predictability.
bar	7.35	reg	Local officials need assurance—NY can issue binding interpretations, although not often done: it is a useful tool.	Local building officials need some certainty, for someone else to be accountable, that individual interpretation will not provide. They don't want the decision to come back and bite them. One solution is for the government to issue a binding interpretation to take the interpretation out of the building officials' hands.
pro	7.36	mcd	States should be careful of taking on product certification functions (see Florida example); it could increase complexity, uncertainty, and cost.	Need to be careful with product approval and conformity. There is a difference between uniformity in interpretation (such as in Virginia) and conformity in assessment (Florida). The latter leads to creation of a new bureaucracy and another check and balance.

keyword	sequence	stakeholder	'flip chart' record	NIST notes
				There are already enough checks and balances.
pro	7.37	cst	Certification needs to recognize contractual trade influences and impacts.	(see record)

Discussion session #8: Who should bear the costs of development of new delivery systems and new infrastructure systems that are needed for innovation to penetrate the market at the scale of the entire house and its delivery system?

keyword	sequence	stakeholder	'flip chart' record	NIST notes
del	8.01	bld	<p>Mandated innovation is disproportionately a burden to low-income buyers of housing. Owners are interested in restricting supply to protect the value of their assets. Politicians have an interest in protecting asset value as well. Should builders bear some of the cost, especially for innovations that the buyer is not expressly interested in?</p> <p>Concentration in the building industry (SF) is already occurring; do we want it to accelerate? Would that promote innovation (in a less competitive marketplace)? Medium-sized builders are a key segment of homebuilders.</p> <p>If considering a new delivery system, how would it be regulated? Would local regulators necessarily lose control of the process?</p>	<ul style="list-style-type: none"> • To an extent this is obvious: the manufacturer will end up paying for innovations. • It is easy to pass costs on to the first time house buyer. • People that own existing homes are possible bearers of cost: it is in their interest to restrict the supply in order to increase house value. • Homebuilders are in a position to pass on to consumer, except if consumers show no interest in the specific innovation. • If we have a market with fewer large innovators, do more costs get passed on to the consumer? • Is there a viable place for the medium sized producer? • New delivery system: do local officials lose control of the system?
del	8.02	mfr	<p>Development costs will get passed to the consumer, and, even so, will not be undertaken if too high. If builders cannot pass on at least part of the costs, they will not buy. Question is not who pays, but how costs are distributed.</p>	<ul style="list-style-type: none"> • Materials manufacturer will pass on increased costs to the consumer. • If a builder cannot pass on direct costs, they will stop the innovation. • Everyone along the line is going to pay some share for the innovation, the question is: How is the total cost divided among the different groups? • Initial cost is going to be borne by the initial innovator.
del	8.03	cst	We are asked to look at these issues at material/component scale and at product delivery scale.	It was proposed that we look at technology at two scales, the components/materials scale and the whole house and delivery system scale.

keyword	sequence	stakeholder	'flip chart' record	NIST notes
bar	8.031	mcd	(see notes)	The builder has trouble developing/justifying the use of innovative resources because they will benefit all of society, but they may not see all of their initial investment coming back.
del	8.04	mfr	Builder will pay the costs of the new delivery process at the outset, but will pass along as soon as possible.	No one entity will bear the costs of innovation.
del	8.05	own	This is what operation breakthrough was supposed to do in the early 70s.	One example is the systems analysts at HUD with Operation Breakthrough, where the government bore some of the costs of innovation.
del	8.06	rch	Government has moved away from any consideration of 'command and control' strategies; public benefits of improved housing have been dismissed; tax breaks and R&D have been eliminated.	Except for the command and control nature of Operation Breakthrough, this is a good example. Where is the government part in these costs? There are many public benefits to society of some of these development costs. For example, NIH and pharmaceuticals. This is now inadequate. Need tax subsidies, research and development, risk coverage (coinsurance), education, and marketing. As was previously mentioned, 30 years ago, BFRL was a major source of basic research.
del	8.07	cst	Should a change in the form of ownership be considered?	FHA mortgage insurance in the U.S. in the 1930s through 1950s created the current housing delivery system. Participants have given other examples of innovations in the housing delivery system. One possibility would be to change the form of homeownership.
del	8.071	rch	(see notes)	This would never happen. Encouraging home ownership has been the policy of every administration.
del	8.072	cst	(see notes)	If housing were a service rather than property, then it could be different.
del	8.08	mcd	Vertical integration, engineered systems, modular integration are strongest approaches; trades and agencies should get together and decide on a course of action.	Based on the reading of the question, need to move toward vertical integration, engineered solutions as a participant earlier suggested. NIST and HUD need to define some concepts to bring new methods of delivery, such as vertical integration and modularization. The builder has trouble developing/justifying the use of innovative resources because they will benefit all of society, but they may not see all of their initial investment coming back.
del	8.09	bld	Question of who pays remains; what of the suggested changes would be paid by actors? By feds?	This goes to externalities. To internalize these, need the Federal government. The Federal government is the appropriate bearer for the cost of such innovations that increase the general social welfare. Education and training address a different market failure.
del	8.091	rch	(see notes)	What about labeling, such as Energy Star? New York State has done more on this than any other state, to decrease energy consumption. The construction industry wants to publicize these risks and expenses (i.e., have these risks and expenses borne by the public).

keyword	sequence	stakeholder	'flip chart' record	NIST notes
del	8.092	mfr	(see notes)	The construction industry does not devote as much resources to R&D.
del	8.093	rch	(see notes)	It does not look for public help, either.
del	8.094	mfr	(see notes)	Everyone will see the benefits of increased home ownership over time, but taxpayers will be the group paying the price.
del	8.10	rch	Substantial public investment is not a consideration.	(see record)
per	8.11	bld	Current federal policy asserts that "ownership improves housing".	The benefit of home ownership is the long-run stake in the asset.
pro	8.12	rch	Have not heard 'pilot project' as an approach (analogy to medical industry); allows not total change, but immediate test of change.	What about pilot projects with interface between private and public/government entities? Should not be all or nothing. Deep-pocketed publicly owned companies have to be the first movers of new innovations, with some help from government.
pro	8.121	rch	(see notes)	Only peanuts go into these projects.
pro	8.122	rch	(see notes)	Even if small scale, it may be helpful for a specific area, such as flood plains in Iowa.
pro	8.123	mcd	(see notes)	Acorns, to grow into trees.
pro	8.13	rch	'Pilot project' may not work well because of conflict with existing infrastructure; change may be viewed as negative—if the pilot is big, it may be blocked by existing industry and consumer afraid of reduced asset value.	There must be a limited role for government. There are parties who will be losers with these changes. If you cut the cost by 30 %, that is fundamentally disruptive to the market price for homes.
pro	8.131	own	(see notes)	Existing communities would prevent the lower-cost housing from being built in the neighborhood. It would be too disruptive
pro	8.132	rch	(see notes)	The first mover probably would price without cutting by 30 % and would capture economic rents. It will be deep pocket publicly held companies doing this.
del	8.14	cst	Could be the subject of study—is there a role for government in a test of changing housing delivery?	There was a NSF project funded by Alcoa, Gulf, and Westinghouse (General Electric), which followed Operation Breakthrough to ask whether there was a role for these types of companies in housing delivery. The answer they arrived at was, probably not. Now, Fannie and Freddie have come, the National Evaluation Service and others have developed. Given these changes, is there a role now? In today's market, is there a role for major home producers?
bar	8.15	mcd	Why did 40s innovation occur? It did not threaten existing stockowners; more optimistic about buyer/customer reaction to change.	After World War II, there was a huge growth of affordable housing. Why was there no objection then? The reasons are: they were built in other areas, there was great need, and they were not seen as 30 % cheaper because of the balance between cost and attribute was not challenged. Why could this not happen again?
bar	8.16	bld	There was less regulation (in the 40s).	The combination of affordability and other characteristics provides a historical precedent from the

keyword	sequence	stakeholder	'flip chart' record	NIST notes
				period immediately following World War II.
bar	8.17	bld	Current attitudes toward resisting change are relatively rigid.	Also, to add another perspective, this construction happened after the Great Depression, which saw widespread price deflation. Therefore, cheaper homes were not seen as a threat.
bar	8.171	mcd	(see notes)	There is some precedent in how large-scale innovations in product and delivery were adopted.
bar	8.172	bld	(see notes)	Now, homeowners' associations object to changes (on the basis of change to the character of the community). Post-World War II history was unusual.
bar	8.173	rch	(see notes)	Also, at that time, they were building for everyone, the mass market. Now, the builders are building for the high end of the market, not mass market.
bar	8.174	rch	(see notes)	Because there is an existing housing stock.
bar	8.175	mcd	(see notes)	The closer we move to a situation in which the kids can't afford a home, the closer you move to the time when this situation becomes intolerable.
del	8.18	mfr	Perhaps we should focus on changing delivery of existing stock rehabilitation.	What will the nature of the new delivery system be? Will the existing suburbs of the 1950s be rehabilitated? Will this be the new delivery system? For many people, their first home is an old suburban home. Or will it be an entirely new delivery system?
del	8.19	bld	No individual will put up with any cost to change product delivery. Who will pay? A demo project could prove concept. Entrepreneur will then move to rental side because lender will not incent builder directly. ROI could be changed by 5% by assuming risk of utility/energy costs.	Relying on rehabilitated housing would take too much time. Areas like Johnstown and Schenectady, NY were built during the 1920s and 1930s. There is now a lot of vacancy there. The problem with these areas is that they are past desirability, and that is a barrier to rehabilitation. Regarding an earlier comment about the cost of infrastructure, I am now demonstrating and developing a project using renewable energy. Some people can find ways of capturing economic rents. I make an 18% return on investment (ROI), five percentage points higher than I would have, by capturing the savings. Some people do not even make five percent ROI.
seg	8.20	mcd	Imagine easy ways to change how you use your house. Need a delivery system to routinize rehab and reuse. Introduce innovation through rehab rather than new construction.	Back to the earlier comment about rehabilitation as an alternative delivery system: Could you make renovated houses a place to implement innovations? Now, there is a rash of people in my neighborhood adding rooms or second stories. If this were easier to do, what would happen? How about rehabilitation and expanded capacity as an innovative system of delivery?
seg	8.21	rch	Suburban 1 st home means "lawns and commutes"—should we focus on a different 1 st home model?	One must consider the current housing market. The problem is the need to match preferences over the first home with what is available. My first home was in the suburbs. It did not match my preferences. There was a yard that I did not want to have to maintain. I had a long commute. Need to address the demographic of first-time homebuyers that do not want lawn maintenance and long commutes. How about

keyword	sequence	stakeholder	'flip chart' record	NIST notes
				rehabilitating loft apartments in the urban core?
seg	8.22	bld	We see indications of marketplace changes, but cannot yet confirm.	
seg	8.221	mfr	(see notes)	The community where I live is on the edge of the urban core, about 5 min to downtown. It is an area where there are many first-time homebuyers.
seg	8.23	rch	Reconfigure low-density neighborhoods to high density.	Hope 6 is an example, but it is already on publicly owned property.
seg	8.24	rch	Most new homes will be sprawl and SF on periphery of urban areas; clearly need is for innovation in existing housing stock, but most new products will be for new construction. 50 million new buyers over next 50 years will push new development even though they may enter market through purchase of existing stock.	For most, the sprawl and new construction will continue. People want new construction. In the next 25 years, existing housing will go primarily to immigrants, so there will a number of new housing starts.
seg	8.241	mfr	(see notes)	The reason I hear people want to do this is for new schools. The schools in my area are not good.
seg	8.242	rch	(see notes)	There is a lack of technology directed at the existing housing stock. Most of the products are targeted to new homes. This will affect who pays and bears the costs of new product development.
bar	8.25	bld	In-fill development runs into titling/subdivision problems; do not understand suggested spur to innovation.	The choice is between new homes or rehabbing old homes. Infill development is made difficult by land use requirements. Regarding a previous comment, I am not sure how rehabilitation is connected to the introduction of new technologies).
bar	8.26	mcd	Intent is to make rehab much more frequent (spurring innovation) and make delivery easier.	The concern is how it would happen. It was just an unconventional idea. An important concern is to make renovations easily available to the housing public.
del	8.27	own	See opportunity to do local pilot projects.	The systems for acceptance of new developments lie with the local government. There is good potential for local government to get involved in this new delivery system. For example, San Diego, CA spent resources to streamline the regulatory system. Montgomery County, MD is also doing this. These are big budget jurisdictions that can afford to do this.
bar	8.28	cst	Planned development approaches allow flexibility in zoning. Is it time now to plan for future use by adding flexibility to be adaptable to and facilitate future rehab. Resistance to modular housing at local level cannot be explained by differences over time.	Must look at the role of zoning, density, and cost. In a new market, see planned residential/housing developments (PRD/PHD). Are these viable and durable, or will they decay and people will move? Also, can we plan for 30 years to 40 years from now by reorienting the layout of a home? Systems-wide engineering could be used to facilitate future rehab. For example, to be able to move a load-bearing wall to change the floor plan to satisfy future tastes, needs, and preferences. Use more partitions. Make the kitchen a module that can be plugged in or unplugged

keyword	sequence	stakeholder	'flip chart' record	NIST notes
				and moved.
pro	8.29	bld	Market is responding by seeking opportunities for future change (e.g. blocking for grab rails in baths).	Is it possible to look forward to rehabbing current housing in approximately 20 years? Would a viable new delivery system be movable walls and developing housing today with "exchangeable" rooms? The market is addressing the question of flexibility, but not on that scale. Some of the things being done now are to, instead of installing grab bars in the tub ahead of time, putting blocking in the wall so that they can receive bars when they do become needed when the homeowner gets older.
att	8.30	rch	Flexibility related to addressing sprawl may be effective.	This flexibility is found in commercial office space. NIST North is leased, is it not? Commercial space must be flexible because the tenants change and so do their needs. To go back to the zoning and local regulation issues, my organization sees sprawl as a pejorative. The example of Montgomery County, MD's budget is unusual, and it will tighten. Everywhere, local budgets are tight, and this has to be dealt with. If local governments do not get involved, urban sprawl will eventually force them to do so.
bar	8.301	bld	(see notes)	There is little interest in having land available for more new housing at this time: in NJ, 63 % of the public voted to restrict 50 % of orphan land then designated for housing development out of use. They voted against new housing. The yearly charge/cost of a house is base on: <ul style="list-style-type: none"> • Inventory value • Maintenance costs • Operating costs • Durability (currently no rating scale/little data) Durability and maintenance values are closely related.
bar	8.31	mcd	People want things for reasons that are in inherent conflict.	The vote may have been motivated by different things. They did not necessarily want less housing.
bar	8.32	rch	(see notes)	It's orphan land. People don't want a long commute.
bar	8.33	cst	(see notes)	Regarding the acceptance or resistance to modules, the resistance is based on historical experience because there may be different or reduced standards in one house compared to the house next door. Modularization would lead to loss of local control.
bar	8.34	bld	(see notes)	California addressed this question in 1980 by allowing manufactured units in existing areas as long as the look and character of the area was preserved.
bar	8.35	cst	(see notes)	Was it a hard or easy swallow for local officials?
bar	8.36	bld	(see notes)	There was a cost.

Appendix B Individual Comments Organized by Stakeholder Group and Keyword

Appendix B consists of comments first sorted by stakeholder group affiliations and then by keyword topics. The resulting tables present, in columns from left to right, the discussion session topic in which the statement was made, the sequential identification of the comment, the ‘flip chart’ record of the discussion, and a synthesis of notes taken by NIST participants.

Discussion Session Topics: Eight question-based topics were posed to the group for discussion in separate hour-long sessions.

- #1: Who benefits from the housing innovation, both at component scale and at the scale of the entire house and its delivery system? [ben]
- #2: How to “push” innovation benefits to the homeowner, at the scale of housing components? [push]
- #3: How does each stakeholder view and compute life-cycle costs and benefits compared to first costs, at both scales? [comp]
- #4: How does each stakeholder view and compute future benefits that are uncertain or contingent on very low probability events, such as protection from earthquakes or hurricanes that may never happen, at both scales? [cert]
- #5: How should the uncertainty and risk associated with using new versus traditional technology be addressed, at both scales? [risk]
- #6: How should society value or monetize the social costs and benefits of introducing technology in residential housing, such as energy conservation or disaster relief and recovery, at both scales? [soc]
- #7: Can the regulatory system be used to encourage innovation, and to distinguish innovations with net benefits from those with net costs, at both component scale and at the scale of the entire house and its delivery system? [reg]
- #8: Who should bear the costs of development of new delivery systems and new infrastructure systems that are needed for innovation to penetrate the market at the scale of the entire house and its delivery system? [cost]

The material presented in this appendix is designed to provide a comprehensive compilation of each stakeholder group’s perspectives on housing affordability-related issues. By focusing on a single stakeholder group’s perspectives, representatives of each of the key stakeholder groups (e.g., readers and workshop attendees) gain insights that will be useful in identifying areas of consensus that will facilitate the production of a set of affordability guidelines for owner-occupied housing. This approach does, however, place a slight additional burden on the reader. The richness of the discussions and dynamic nature of the comments over the course of the two-day workshop often meant that a given stakeholder group (e.g., owner) was responding to a comment by a different stakeholder group (e.g., lender). Thus, the context of the original comment may sometimes be unclear. The authors have addressed this issue through the use of sequence numbers. Because each comment has a unique sequence number, if the reader wishes clarification on the context or implied meaning of a specific comment, they can refer to Appendix A, find the sequence number of the comment of interest, and trace the

evolution of the discussion leading up to that comment.

Owners

- **Attribute:** affordability, durability, safety, etc. (flexibility, substitutability, customizability)

discussion session	sequence	'flip chart' record	NIST notes
ben	1.34	Innovation is an invention that succeeds in the marketplace; no success—no innovation	The definition of innovation is an invention that succeeds in the marketplace. What ensures its success? Innovation will only occur if people perceive <i>a priori</i> benefit.
ben	1.43	Community concerns should be considered; they may be the ultimate benefactor	What about the effect of durability on the community? Benefits to the community are worth considering heavily when deciding the method by which to build. More durable housing benefits the community, because it lasts longer and retains value.
push	2.05	Builder will emphasize touch and feel qualities of product	In most housing ads, houses are sold by things that can be "touched," e.g. cabinets. Things like kitchens, bathrooms, decks, basement, fireplace get some (but less than 100 %) payback. These are all "touch and see" items. Others that are not visible or not appreciated as necessary do not get paid back.
push	2.14	Buyer wants only see and feel stuff	Higher income buyers will buy more durable products because they look higher quality. People will upgrade in things that they can physically perceive as being better. Higher income people buy higher quality items.
cert	4.17	High maintenance is not a reliable strategy for low frequency events; need fail-safe systems	A problem is that there are infrequent tests of performance with these low probability events. If there's a low probability, then there's no reason to do high maintenance. There's a need to look at a fail-safe system that gives warnings whenever the system is not in shape.
cert	4.19	Especially for "high-frequency" events?	We need to focus on low frequency, low probability events. Flooding drains, mildew, and fires are more frequent. Low probability events need to be treated differently.
cert	4.252	(see notes)	Many buildings were retrofitted.
cert	4.33	Adherence to enhanced code raised costs post-Andrew; adherence to pre-Andrew code reduced losses. Adherence produces better houses.	In the case of Hurricane Andrew in Florida, the worst hit part of a newly constructed area was where there had been an agreement between the builder and inspectors for self-enforcement of the codes. The self-enforcement did not work, and the codes were not enforced. But there was no attention paid to this reason as the explanation for the damage in this area. Instead, there was political hue and cry for more stringent and more idiot-proof codes. But in other areas, where existing codes were enforced, the homes withstood the hurricane.

discussion session	sequence	'flip chart' record	NIST notes
risk	5.20	Standard of acceptance—code compliance/acceptance is very important.	Without thinking about it, house buyers are hyper-conservative about new innovations. For them, perception is reality. What matters is cost, location, and style. They trust the code without exploring it. Normally house buyers are happy enough assuming that the code has been followed and that this constitutes safety. If they see an innovation being used, however, then it will raise their concern about its code adherence.
reg	7.21	We need to determine what is an “acceptable level of risk” and then protect against it—code officials are not stakeholders, but do have an interest (fear of responsibility for building failure?)	What constitutes acceptable risk? The building community and the fire safety people do not agree on this. The regulator is not a stakeholder in the financial sense, but they do have something to lose with any code that is not prescriptive because they may be held accountable if they make a mistake.

- **Barrier/Incentive:** (to market acceptance)

discussion session	sequence	'flip chart' record	NIST notes
push	2.07	Never recover total costs.	(see record)
push	2.102	(see notes)	People assume that the codes have it covered. They trust the status quo.
risk	5.09	Code can be a barrier; may be used by existing manufacturers to block products.	Codes can be used by incumbent producers to block new products.
reg	7.03	Las Vegas as a model—regulators must be open-minded to allow range of designs in place	Regulators need to play a major role.
reg	7.33	The ICC and New Jersey Rehabilitation Codes are steps in the right direction.	The ICC and the New Jersey Rehabilitation Code are good examples. They are steps in the right direction. There is a need for regulations.
reg	7.34	Going to statewide code increases consistency in enforcement.	If there were a move to statewide codes, there would be better enforcement.
reg	7.341	(see notes)	And predictability.

- **Delivery system:** (for housing and housing products)

discussion session	sequence	'flip chart' record	NIST notes
risk	5.151	Perhaps should focus all our efforts on manufactured housing. Transportation system limits design.	Part of the explanation for that is cost. For example, the roofs must have a low pitch in order to be transported cheaply on highways (to pass under

discussion session	sequence	'flip chart' record	NIST notes
		Weather limits design. Site assembly will continue to exist.	bridges). But they are not pretty.
cost	8.05	This is what operation breakthrough was supposed to do in the early 70s.	One example is the systems analysts at HUD with Operation Breakthrough, where the government bore some of the costs of innovation.
cost	8.27	See opportunity to do local pilot projects.	The systems for acceptance of new developments lie with the local government. There is good potential for local government to get involved in this new delivery system. For example, San Diego, CA spent resources to streamline the regulatory system. Montgomery County, MD is also doing this. These are big budget jurisdictions that can afford to do this.

- **Market:** supply-chain, builder, homebuyer, investor

discussion session	sequence	'flip chart' record	NIST notes
ben	1.36	For low-income, a 3 rd party has joined the transaction and regulates decision-making; not present in the private-sector commercial market	The non-profit building sector that the previous speaker represents cares about the interest of the homebuyers. In the for-profit market, we do not see this.
ben	1.361	(see notes)	The non-profit builders make decisions in the interest of the homebuyers.
push	2.043	(see notes)	Advertisements for homes do not provide detailed information about windows, use of I-joists, etc. that are used. They focus on the price of the homes and their beauty.

- **Metric:** 1st, annual, life-cycle, time-horizon, units-of-measurement, uncertainty, market signal, rating scale

discussion session	sequence	'flip chart' record	NIST notes
comp	3.041	(see notes)	Right now, mortgage payments are based on first costs.
comp	3.341	(see notes)	With single-family homes, the assumption is that equity being built up will pay for maintenance.
cert	4.07	Need to change terms of reference for risk—100 year flood as likely again next year as this year	The perception of risk is that a 100 year flood cannot happen two years in a row. There is no recognition that the probabilities are independent from one year to the next. When speaking of the 100 year flood, there is the same probability at 2003 as 2004.

- **Perspective:** interest, standing, constituents

discussion session	sequence	'flip chart' record	NIST notes
comp	3.171	(see notes)	One stake is that infrastructure costs are huge, monolithic. It affects the local public interest so the entire community has a stake when new housing is built.
cert	4.281	(see notes)	Homeowners' associations also play a role in monitoring maintenance.

- **Product:** development, test/evaluation, distribution, sale

discussion session	sequence	'flip chart' record	NIST notes
risk	5.18	We must determine what the tendencies to failure are and test those aspects of the product.	There is a three-stage process. As Donald Rumsfeld said, the worst thing is the "unknown unknown."
cost	8.131	(see notes)	Existing communities would prevent the lower-cost housing from being built in the neighborhood. It would be too disruptive

- **Segmentation:** MF/SF, new/existing, low-income/high-income

discussion session	sequence	'flip chart' record	NIST notes
ben	1.35	<p>Low-income buyer is a different market; must balance:</p> <ul style="list-style-type: none"> • Current social taste • Income limits • Performance of home <p>Tradeoffs must be made and high maintenance is a key issue</p>	The constraints in purchasing decisions are: style; first cost (X % of median income as defined by Fannie and Freddie); performance of home (no high maintenance requirements, no time bombs). For low-income homebuyers, the life cycle is much longer, about 10 years to 15 years, because they do not move as often. What is acceptable for the lower-income buyer is the first thing to consider. First costs are the second consideration, and the performance of the home is third. Durability is more important to this group because they do not move and they may not be able to afford expensive maintenance expenses such as replacing a roof. Energy efficiency matters, too. But first cost is also very important.
cert	4.231	(see notes)	Codes are driven by the rule that "one shall not burn your neighbor's home."
cert	4.243	(see notes)	If one person leaves the house burned down and does not rebuild, then the entire neighborhood suffers.

- **Value:** cost, price, benefit

discussion session	sequence	'flip chart' record	NIST notes
ben	1.02	<p>Scales of concern:</p> <ul style="list-style-type: none"> • Materials and components • Delivery system/satisfaction of broader concerns • Both economic and non-economic factors <p>How do we quantify 'value'?</p> <p>Must deal with marketplace issue of 'pricing' (uncertainty of recoument of investment)</p>	<p>Look at two scales of affordability:</p> <ol style="list-style-type: none"> 1. Components and materials 2. System: at this scale, there is a more complex relationship among stakeholders, community, homeowners. <p>Must consider LCC in affordability. There are economic and non-economic factors, but must make them as quantified as possible with the components and system. The challenge of the question of affordability is to define, specify, and guide affordability. There is the market issue of pricing, from the raw materials to labor to the marketplace. One factor in pricing is uncertainty. Therefore, decreasing uncertainty may be one way of improving pricing (from the affordability standpoint). Is cost (of materials, construction) reflected in pricing?</p>
ben	1.07	<p>Cost will determine whether it is built</p>	<p>In the suburban Maryland community of Montgomery Village, there is a requirement that a builder seeking a permit must devote 20 % of the construction to affordable housing. The county definition of affordable housing is based on the rent or purchase price of the housing.</p>
push	2.171	<p>(see notes)</p>	<p>Increasing density is the source of the biggest savings. Land and infrastructure are expensive. With Montgomery Village, MD's 20 % affordable housing rule that someone previously mentioned, you get bonus density.</p>

Lenders

- **Attribute:** affordability, durability, safety, etc. (flexibility, substitutability, customizability)

discussion session	sequence	'flip chart' record	NIST notes
ben	1.201	<p>(see notes)</p>	<p>Financiers also have a stake.</p>
ben	1.27	<p>Biggest problem is functional obsolescence</p> <ul style="list-style-type: none"> • Build in flexibility to change • Today will not be tomorrow in all dimensions, including operating cost concerns 	<p>Flexibility of housing design is important. The big problem is not structural deterioration of a home. It is functional obsolescence. Therefore, need to build flexibility into the house and its design for future changes, including those not motivated by operating costs.</p>

discussion session	sequence	'flip chart' record	NIST notes
cert	4.25	Northridge quake: soft-story collapse was the problem.	Earthquake insurance was withdrawn for condos in southern California after the Northridge earthquake. What was the technical impact?
cert	4.261	(see notes)	Or outcry from the insurers.
cert	4.31	What is quality level for 'affordable' housing? Safer means higher cost; will be the same for all attributes.	Stricter codes reduce affordability. There is a lot of housing that is affordable that is unlivable. What is the minimum standard? Here, we are talking about increasing the minimum standard. Can you achieve the performance with less expensive materials? What is the quality level to be achieved? Houses are better built now and cost less. It is necessary to change costs to reflect the value of the housing. Increasing standards would increase costs greatly, which would lead to a decrease in the availability of affordable housing.
cert	4.331	(see notes)	A HUD study also showed this with seismic events.
cert	4.333	(see notes)	If these changes were to be made, one effect would be to increase the hurdle rate of the house and make ownership less affordable.

- **Barrier/Incentive:** (to market acceptance)

discussion session	sequence	'flip chart' record	NIST notes
ben	1.23	Buyers would consider information if informed	If buyers knew durability affected the underwriting decision, durability would matter to them. An example is energy-efficient mortgages.
comp	3.33	May be home keeper mortgage—borrower is essentially buying insurance (on performance.?)	This could be what is called the "Homekeeper Mortgage." It sets a bar where the bar is an insurance policy. The homeowner pays a fee into escrow every month. If an element of the home goes bad, then the insurance will pay to repair it. It is insurance for durability. The fee will determine the effect on the mortgage.
cert	4.04	Risk-based insurance may have contrary effect of increasing costs to those that can least afford	Insurers pool risk. Premiums are based on worst-case scenarios. Insurers' concern is, what is their exposure? Risk premiums are a means of getting rid of the cross subsidization of the high risk by the low risk. If risk premiums were used, we would probably see the lowest income owners paying the highest premiums. Also, underwriting would be much more difficult. It would have to be done on a case-by-case basis.
soc	6.111	(see notes)	But the cost of the disposal is not internalized at the time of purchase of the product because the purchase price is separate from the end-of-year disposal fee.

- **Delivery system:** (for housing and housing products)

No comments.

- **Market:** supply-chain, builder, homebuyer, investor

Discussion session	sequence	'flip chart' record	NIST notes
ben	1.30	Innovation in lending has led to greater purchasing power	The most significant factor improving affordability of housing has been automated underwriting. Just a few years ago, closing costs on a house averaged 2½ points. Now, they represent ½ point, on average. Innovations in financing have had the biggest impact on affordability.

- **Metric:** 1st, annual, life-cycle, time-horizon, units-of-measurement, uncertainty, market signal, rating scale

discussion session	sequence	'flip chart' record	NIST notes
ben	1.05	There are indirect relationships between the cost of production and the supply of housing	Cost of materials is related to the price of the house because the going level affects how much gets built (supply of housing). The cost of building a house determines if the house gets built or not. The market defines where we go.
comp	3.25	Difficulty costing rare events? No, it is a known actuarial experience base.	(see record)
comp	3.254	(see notes)	One reason this is difficult is because we do not know how to price a rare event.
comp	3.257	(see notes)	One example is lead paint. It was costly to change.
comp	3.34	In MF housing, debt ratio is determinant—must consider the viability of the structure (due diligence) Home inspections could serve a similar purpose for SF	This is another example of innovation in mortgage lending. Underwriting decisions for SF homes are based on creditworthiness of the borrower, not the value of the asset. If the consumer values it, they will pay for it. With multi-family housing, the situation is different. In this case, lenders look at the value of the asset, not creditworthiness of the borrower, when making underwriting decision. They look at the viability of the structure as the ratio of liability to the value of the asset.
comp	3.363	(see notes)	Foreclosure is rare: has nothing to do with the actual house, but the credit of the individual. Freddie Mac has a default rate of less than 1 %, so foreclosure is not a factor for most mortgages. The issue is whether the market will move the house. There is no bubble in

discussion session	sequence	'flip chart' record	NIST notes
			the housing market.
cert	4.022	(see notes)	The occurrence of an event affects perceptions about its probability. If a rare event occurs, it makes people perceive that the event is more likely to occur again.
cert	4.15	It's a time horizon consideration—if beyond mine, I don't care.	LCC is not a good approach because time horizons are short. The thinking is that a homeowner can forego maintenance for 5 years because the consequences will not be observable in that time, and can sell with no penalty.
cert	4.372	(see notes)	Can we increase quality and performance while reducing cost?
risk	5.01	What types of uncertainties? <ul style="list-style-type: none"> • Unforeseen costs • Durability of value • Consistency of measurement capability What types of affordability?	<ul style="list-style-type: none"> • Interaction between uncertainty and affordability components. • Issue: Will the value be maintained in the long run? Will the house hold its value if the component falls out of trend or physically falls out? • Do all innovations have to be held to the same affordability standards?
soc	6.14	How do you choose between regulation and not—you need a metric to decide.	Assume that technology produces some good. What is the metric to link these two?
soc	6.22	The durability equation as outlined does not address social costs (the key parameter of this session).	The equation also would not address social costs, such as environmental costs.

• **Perspective:** interest, standing, constituents

discussion session	sequence	'flip chart' record	NIST notes
comp	3.21	Codes can only address a minimum level of safety	But what is the purpose of the codes? Every ratchet up of the code ratchets up the cost.
cert	4.121	(see notes)	Maintenance is a major concern relating to the person who is paying for it at the moment that it occurs. Consider 1% of purchase price + costs of improvements every year to stabilize the community.
cert	4.282	(see notes)	How does this relate to affordability?
soc	6.01	There is a difference between 'valuing' and 'monetizing' In terms of stakeholder values—there is difference between 'general stakeholders' (e.g. regulators and repairmen) and 'stakeholders with standing' In terms of distribution of costs and benefits—FNMA is far more concerned with negative impacts on low-income segments (much more	<ul style="list-style-type: none"> • Is it possible to make a quantitative judgment based on a qualitative factor? • Should regulators be considered stakeholders? They are not necessarily stakeholders when concerning costs. • Do you consider costs to repairmen as new technologies are implemented? • Fannie Mae is concerned with regulations having negative impacts towards low-income housing (crime, education). Fannie Mae is more

discussion session	sequence	'flip chart' record	NIST notes
		<p>susceptible to adverse effects) In terms of social costs—at what geographic/political level are they considered? Social value is highly subjective—New York City studied costs that accrued to the city—city bore costs disproportionately; benefits were more widespread. How do you value benefits like self-esteem?</p>	<p>interested in increased cost on lower income families – this is the group where negative externalities are greatest.</p> <ul style="list-style-type: none"> For social costs and benefits, you need to know what area you are talking about? Every stakeholder places different values on social costs. Every person/place places a different value on a social outcome. Cost savings on criminal justice system in New York City is support of housing for the homeless was instated – how do you determine the value of a quality like self-esteem? No value for self-esteem has been determined for giving shelter to the homeless.

- **Product:** development, test/evaluation, distribution, sale

discussion session	sequence	'flip chart' record	NIST notes
ben	1.102	(see notes)	Marketing for product manufacturers plays a big role.

- **Segmentation:** MF/SF, new/existing, low-income/high-income

discussion session	sequence	'flip chart' record	NIST notes
comp	3.03	<p>Discussions have had a single family emphasis while most affordable housing is MF MF delivery system explicitly considers age, service life, and condition at resale</p>	<p>Multi-family is the biggest component of affordable housing. In this segment, underwriting explicitly takes into account the life stage of housing.</p>

- **Value:** cost, price, benefit

discussion session	sequence	'flip chart' record	NIST notes
ben	1.04	<p>Value of housing is “what it will sell for”</p> <ul style="list-style-type: none"> Pretty competitive market, but 	<p>Asking price is not related to the cost of building a home. It has relatively little to do with the cost of the structure compared to market demand. The value of</p>

discussion session	sequence	'flip chart' record	NIST notes
		<p>cost of building (production does not set price)</p> <ul style="list-style-type: none"> • Price has little to do with structure • Is affordability the "ability to pay" or the "cost to build" 	<p>the house is what it will sell for. "Cheap" housing can become very expensive, because the price has little to do with the structure. The market determines the cost.</p>
ben	1.10	<p>Individual choices do not effect expected resale value (time horizon can be critical to decision making)</p>	<p>The average homeowners stays in their home about 5 years. The life cycle is short and affects the choices of homeowners, too. The homeowner needs to see the net benefit of the product.</p>
ben	1.40	<p>If it is worth something, lenders will underwrite it.</p>	<p>The market will price durability. Lenders will not because it is not part of the (lending) price. Underwriting for single-family homes depends on the ability to repay the loan.</p>

Builders

- **Attribute:** affordability, durability, safety, etc. (flexibility, substitutability, customizability)

discussion session	sequence	'flip chart' record	NIST notes
push	2.21	<p>Study of density health effects may be a lever for higher density. May be a pull factor but government must lead/drive education.</p>	<p>There was a <i>New York Times</i> article about zoning as an explanation for some of the health and community problems in this country. The conclusion was that if zoning allowed more density and mixed-use neighborhoods, people could walk more and be healthier and have a greater community identification. Kentlands, a planned community in Montgomery County, Maryland, is an example. This could lead to more sidewalks and commercial and residential areas would not be segregated. This leads to less driving, less obesity.</p> <p>Health has deteriorated because of zoning. Are people healthier in small towns? Could benefits like this pay for innovations?</p>
push	2.27	(see notes)	Another push is financial incentive.
push	2.30	(see notes)	With NAHB surveys, we have to be careful in framing the questions.
cert	4.02	<p>Interested in minimum health and safety standards</p> <p>Group 1—low occupancy, low value; Group 2,3—residences, schools; Group 4—nuclear, chemical, 1st responders; event—frequent to very rare; magnitude—</p>	<ul style="list-style-type: none"> • The state of South Carolina does not believe their earthquake provision is where it should be. Large events, such as floods, for example, caused flood claims to be changed. Insurance companies go to the re-insurer. Premiums are based on worst-case scenarios. It's difficult to figure risk-based premiums. Some people will pay more and some will pay less.

discussion session	sequence	'flip chart' record	NIST notes
		small to large	The homeowner who can least afford it, pays the most. <ul style="list-style-type: none"> • Balance magnitude of improbable event and magnitude of possible damage. (see table handout) i.e. earthquake is less risk tolerant than high winds • If a rare event occurs, it makes people perceive that the event is more likely to occur again.
cert	4.10	Cannot rely on maintenance for operation—product will fail	The typical homebuyer prefers zero maintenance. Most are in the first category.
cert	4.14	Banks require property tax escrow (banks protect investment by forcing compliance), why not similar approach for maintenance?	Mortgage lenders build in escrow for property tax and insurance premiums. The same could be done for maintenance if believe that personal responsibility is not reliable.
cert	4.251	(see notes)	Now can't build in some places.
cert	4.334	(see notes)	Codes are merely an agreed minimal acceptable standard.
reg	7.14	Before you can define 'affordability', you need to define 'safety' ("acceptable risk"?). There is currently no accepted credible definition; nothing to push off from. Local code officials do not know what the code means in terms of performance. Until decision-making approval is removed, innovation will not occur.	Before you define affordability, must define the standard for safety. Should it be "no injury or death"? This is a barrier. There is no measure to bounce affordability off of. Only the nuclear power industry has specific criteria about safety. As with the energy code, until there was a standard, it was not possible to assess the relationship between affordability and energy efficiency. The lack of credible standards makes it impossible to enforce. Without a clear definition of safety (and/or affordability, for instance) in the context of a prescriptive set of code provisions, the introduction and use of performance criteria may decrease. Determining compliance with performance type regulations can be more difficult and require additional training for the code official. Also, many local officials do not understand the codes they are trying to enforce. They do not want to take a chance on a new product.
reg	7.211	(see notes)	Must encourage use of the evaluation services for this. The inspector should not have to make the decision.

• **Barrier/Incentive:** (to market acceptance)

discussion session	sequence	'flip chart' record	NIST notes
ben	1.44	Regulation is the key (represents 30 % of the cost of housing) <ul style="list-style-type: none"> • Recognize that existing stock dwarfs new construction (replacement is 2 % to 4 % per year) • Recognize that delivery 	Regulation accounts for 30 % of the cost of housing. Regulation drives a lot of the first cost. These numbers are from the Kemp Commission Report.

discussion session	sequence	'flip chart' record	NIST notes
		systems for innovation in new and existing housing are very different	
ben	1.45	(see notes)	Land availability and regulations do drive costs.
ben	1.46	(see notes)	A second point is that the existing housing stock dwarfs new stock. These older homes are not going away. They are just getting older. Even replacing 2 % to 3 % of this stock annually means that these houses will be around in 20 years, 30 years, 40 years, even 60 years from now. How can we extend the dynamic constrained optimization to 60 years? Other considerations are that the average age of a house remodeler is 47, and the average person working in construction is not U.S. born.
push	2.08	May not get a nickel of initial costs back	(see record)
push	2.16	<p>How do you introduce efficiencies into product delivery system:</p> <ul style="list-style-type: none"> • '70s—tools • '80s—hard products/pre-cut studs, dimensional shingles • '90s--technology • '00s—QC management/business systems <p>Non-building considerations lead in importance today; 70 % of tradesmen have no employees</p>	This is how I see, very roughly and very generally, the recent history of innovations in the housing industry. In the 1970s, there were innovations in the tools and equipment used in construction. The 1980s saw innovations in hard products, such as pre-cut studs, OSB, and dimensional shingles. The 1990s saw innovations in information and communications technology, with the use of the internet and cell phones. I predict that in the 2000s, the key innovations will be in business systems, organization, structure, management, and quality control. Only the big public companies will pay attention to management, because most construction companies are one-man shops with no employees and therefore no management needs. As an industry, we have a group that is not business savvy. We need to make the tradesmen more efficient.
push	2.20	What are 'accidental' attributes/barriers to innovation?	Some see innovations adopted by accident. For example, the demand for houses on concrete slabs in Phoenix. People there will not accept crawl spaces.
push	2.24	Must be somewhat cautious; be careful of number of innovations bundled together	Must be careful about the number of technological innovations that are shown to buyers. Most do not want it.
comp	3.071	(see notes)	Do state regulations play a part in this?
comp	3.10	No incentives from insurers, though insurers want upgraded performance through code requirements.	But any decrease would have to be balanced by an increase somewhere else. More restrictive codes are the easiest way for insurers to protect themselves from losses. States control the insurance industry; they must allow insurance companies to price on risk. State Farm, for example, is a big player. It can influence the marketplace. It has threatened to pull out of Texas and other states because it was too exposed there.
comp	3.271	(see notes)	The price affected how quickly it was adopted and

discussion session	sequence	'flip chart' record	NIST notes
			penetrated the market.
comp	3.28	Regulators are in place to protect public interest, but ("lag v stove bolt prescription") we've created a stakeholder we did not want.	Regulators are there to protect the public and not to have their own interest. But this is not always how it plays out. For example, I had to replace ½-inch (12.7 mm) lag bolts installed with nut and washer with ¾-inch (9.525 mm) bolts on a cathedral ceiling because the code called for the ¾-inch (9.525 mm) bolts, and code official demanded this. Replacing these bolts took about 10 labor hours and \$150 in materials. Would there have been a difference in performance if the ½-inch (12.7 mm) lag bolts with nut and washer had stayed?
cert	4.143	(see notes)	Educating people is the key. People do not read instruction manuals. For example, I know someone who refuses to and therefore cannot operate the VCR.
cert	4.36	Future benefits uncertain or contingent on future actions (e.g. zoning) impediments to affordable product. Correlation to increased cost and reduced risk.	There is a need to consider affordability impacts when going from a small lot to a large lot. An example is consequences of septic failure on ground water quality. Does the reduction in risk correlate to increase in cost? What is a reasonable tradeoff for risk? Insurance companies pushed for changes to double lot sizes.
cert	4.362	(see notes)	There are a number of positive incentives in improving and following codes and zoning. The improvement may trade off with other incentives.
risk	5.22	Big problem for builder is how to train producers/ installers (laborers); ability to train will be a big component of acceptance. (internet opportunity?)	Need education/training and uniform installation. There is a lack of consensus about the proper method. The ability to train is not there. How can this training be delivered? Must simplify delivery of content (such as through the Internet).
risk	5.24	Supply-chain liability will/should fix problem.	It is the supply chain that will eventually improve the testing and research situations. The solution must be found in the supply and distribution chain because that is where the liability lies. It is where the supply and labor interface. There has been a decline of vocational training in the U.S. It has been taken out of high schools. The unions are not providing or requiring it. They do not know how to put things in. So who will benefit from labor improvements? Use the supply chain as a risk management method.
soc	6.10	We should focus on positive incentives, like tax credits, etc. Mitigation is purely regulation Insurance companies have an opportunity to reduce their own risk through risk-based underwriting (encourage rather than force acceptance)	There are government incentives, including tax credits and land use (higher density, cost of land). Some of the mitigation that was just described are mandatory, not incentive-based. Insurance can provide incentives with lower premiums in some areas to reflect risk, but it is regulated by states. States have an opportunity to affect this. We need a metric to measure these technologies (which one is better?). Social benefits will come from what the government recognizes as important (for example, provide a free

discussion session	sequence	'flip chart' record	NIST notes
			thermostat). Encourage, rather than enforce, through different costs.
reg	7.10	Want to reinforce notion of looking at other industries for guidance: there is a strong trend that deregulation spurs innovation	With homebuilding, can look at whether regulations have an effect on innovation. There are many regulated industries that became deregulated. Could see whether a spurt of innovation followed the deregulation.
reg	7.18	Only occurs through appeals process—practitioners realize that you cannot truly build to code.	I have found that state-level code people in one Midwest state are responsive if local officials are resistant. In some other states, the only remedy if a local code official disagrees or resists is the appeals process. The truth is that strict adherence to the code is impossible.
reg	7.25	Some code officials do not even use code language, much less NES reports in making decisions.	Some code officials disagree with the code and will not adhere.
reg	7.251	(see notes)	Schenectady is one example.
reg	7.26	Reports are limited only to existing code requirements and do not test against purposes of innovation (whatever those may be, such as durability); do not rely only on reports.	There are limits to ESRs. They do not address durability or affordability. The evaluations are only for the adherence to the codes that are existing. The code/evaluation process calls for extraneous testing that is not appropriate for the material in many cases.
reg	7.28	Some AHJs require engineering certification for each installation—a very expensive burden.	For some officials, if you get the engineer's seal on the design, then you can use it. But this is costly. So this is still a barrier to adoption of new technology.
reg	7.30	Risk insurance coverage (for manufacturer, builder, or owner) could overcome many of these problems.	(see record)
cost	8.16	There was less regulation (in the 40s).	The combination of affordability and other characteristics provides a historical precedent from the period immediately following World War II.
cost	8.17	Current attitudes toward resisting change are relatively rigid.	Also, to add another perspective, this construction happened after the Great Depression, which saw widespread price deflation. Therefore, cheaper homes were not seen as a threat.
	8.172	(see notes)	Now, homeowners' associations object to changes (on the basis of change to the character of the community). Post-World War II history was unusual.
cost	8.25	In-fill development runs into titling/subdivision problems; do not understand suggested spur to innovation.	The choice is between new homes or rehabbing old homes. Infill development is made difficult by land use requirements. Regarding a previous comment, I am not sure how rehabilitation is connected to the introduction of new technologies).
cost	8.301	(see notes)	There is little interest in having land available for more new housing at this time: in NJ, 63 % of the public voted to restrict 50 % of orphan land then designated for housing development out of use. The voted against new housing. The yearly charge/cost of a

discussion session	sequence	'flip chart' record	NIST notes
			house is base on: <ul style="list-style-type: none"> • Inventory value • Maintenance costs • Operating costs • Durability (currently no rating scale/little data) Durability and maintenance values are closely related.
cost	8.34	(see notes)	California addressed this question in 1980 by allowing manufactured units in existing areas as long as the look and character of the area was preserved.
cost	8.36	(see notes)	There was a cost.

- **Delivery system:** (for housing and housing products)

discussion session	sequence	'flip chart' record	NIST notes
push	2.11	Some choices may be allowed.	All builders want to be seen as custom. But in truth, most builders will only offer limited choices. But these choices tend to be about cosmetic attributes, such as counter tops, rather than long-run, performance-enhancing elements.
risk	5.14	Group is making a great argument for manufactured housing/modular housing. Low-pitched roofs are a response to bridge height restrictions (not pretty).	This is an argument for manufactured housing. The current perspective, however, is that onsite-assembled housing is superior to pre-manufactured housing elements.
risk	5.153	(see notes)	There is a need to expand the testing that is in place, to streamline it.
risk	5.19	Prevent innovation adoption—target of marketing/product purchase; decision is 'no' if equal or greater cost than what it is substituting for.	Manufacturers sometimes target the wrong agent to promote a product, that is, the purchasing agent, who is taught to say no if the product costs more. It should be the sales and marketing folks.
risk	5.192	Retailer may not want to stock (e.g. additional sked space/sku's). New technology often must completely replace something already out there. Tough sell.	Also, a new product is another SKU number that the retailer will have to keep track of for inventory. Retailers resist change.
cost	8.01	Mandated innovation is disproportionately a burden to low-income buyers of housing. Owners are interested in restricting supply to protect the value of their assets. Politicians have an interest in protecting asset value as well. Should builders bear some of the	<ul style="list-style-type: none"> • To an extent this obvious: the manufacturer will end up paying for innovations. • It is easy to pass costs on to the first time house buyer. • People that own existing homes are possible bearers of cost: it is in their interest to restrict the supply in order to increase house value. • Homebuilders are in a position to pass on to consumer, except if consumers show no interest

discussion session	sequence	'flip chart' record	NIST notes
		<p>cost, especially for innovations that the buyer is not expressly interested in?</p> <p>Concentration in the building industry (SF) is already occurring; do we want it to accelerate? Would that promote innovation (in a less competitive marketplace)? Medium-sized builders are a key segment of homebuilders.</p> <p>If considering a new delivery system, how would it be regulated? Would local regulators necessarily lose control of the process?</p>	<p>in the specific innovation.</p> <ul style="list-style-type: none"> • If we have a market with fewer large innovators, do more costs get passed on to the consumer? • Is there a viable place for the medium sized producer? • New delivery system: do local officials lose control of the system?
cost	8.09	<p>Question of who pays remains; what of the suggested changes would be paid by actors? By feds?</p>	<p>This goes to externalities. To internalize these, need the Federal government. The Federal government is the appropriate bearer for the cost of such innovations that increase the general social welfare. Education and training address a different market failure.</p>
cost	8.19	<p>No individual will put up with any cost to change product delivery. Who will pay? A demo project could prove concept. Entrepreneur will then move to rental side because lender will not incent builder directly. ROI could be changed by 5 % by assuming risk of utility/energy costs.</p>	<p>Relying on rehabilitated housing would take too much time. Areas like Johnstown and Schenectady, NY were built during the 1920s and 1930s. There is now a lot of vacancy there. The problem with these areas is that they are past desirability, and that is a barrier to rehabilitation. Regarding an earlier comment about the cost of infrastructure, I am now demonstrating and developing a project using renewable energy. Some people can find ways of capturing economic rents. I make an 18 % return on investment (ROI), five percentage points higher than I would have, by capturing the savings. Some people do not even make 5 % ROI.</p>

- **Market:** supply-chain, builder, homebuyer, investor [mar]

discussion session	sequence	'flip chart' record	NIST notes
ben	1.14	<p>Consumer does not want durability, consumer wants upgraded carpet</p> <ul style="list-style-type: none"> • Buyer is buying a complete product package • Builder has difficulty in accommodating 'menu' of product choices (especially for spec building) • Buyer expects minimum level of durability 	<p>The homeowner has limited choices in a new home unless they have a custom home built. Most people do not have the understanding to make choices. Except for custom homes, the builder makes decisions about the components of the home. Builders mass produce, and do not want to give choices to buyers. In any case, buyers care about visible quality, such as of cabinets and carpeting, not the durability of structure. Most people do not have the understanding to make choices. NAHB are mainly custom builders. Most</p>

discussion session	sequence	'flip chart' record	NIST notes
			subdivisions are not usually custom built. Need to provide better information to homebuyers about the importance of durability.
ben	1.28	Why would builder be interested in putting in new stuff? Homeowners are at risk, should they also be "accountable"?	There is resistance to innovation, including among builders and renovators. Homeowners need to be held accountable for their maintenance actions and decisions. They need to clean gutters and maintain the home, not just components. Homeowner responsibility would be enhanced with a durability rating because this responsibility would be rewarded by increases in the durability rating, and therefore the market value. We need flexibility to change. What is attractive today may not be attractive tomorrow. Why would the builder want to put something in? The homeowner has a role in durability and needs knowledge and information about it.
push	2.044	(see notes)	Realtors only care about square footage and street address. People will pay for self-cleaning (stain-resistant) carpets, but energy efficient renovations did not pay back.

- **Metric:** 1st, annual, life-cycle, time-horizon, units-of-measurement, uncertainty, market signal, rating scale

discussion session	sequence	'flip chart' record	NIST notes
ben	1.08	As a builder, trying to shift buyer emphasis from 1 st cost to life cycle costs NIST/HUD/regulators need to look at incentives to emphasize LCC	Need to focus on life-cycle costs. Need incentives to shift from first costs to LCC. Housing is not a free market. It is defined by policy, zoning, codes, etc. Need to establish a baseline for durability instead of focusing on first cost. Need incentives to create better housing stock rather than the status quo of more housing stock. Better housing stock implies lower LCC.
ben	1.13	Consider concept of 'durability rating' system/policy <ul style="list-style-type: none"> • Single number, 0-100 • Market compensation of rating (higher resale for higher rating) 	In a previous contract with the U.S. Forest Service, a durability rating system was discussed. A policy could be done by the insurance company. Every house would get a number. A house rated 80 would last longer than a house rated 60. A rating of 45 would be low. A house rated 60 could move up to a 68 if an improvement were made to its durability. What rating would be acceptable to you? Durability rating will focus homeowners on looking at LCC. Homebuyers are more focused on the layout of the home. To be effective, the rating must mean something to the consumer. Policy could play a role here, as could lenders, insurers, and code inspectors. The idea is

discussion session	sequence	'flip chart' record	NIST notes
			consenting to durability rather than incenting to first cost.
ben	1.151	(see notes)	The index would be difficult to develop. And it would have to be credible and meaningful to the homebuyer. Sometimes, the buyers do not make the "right" decision, even with information. It is difficult to predict this behavior.
push	2.13	As a rule-of-thumb, builder may want to price at 80 % of buyer's budget, then add unforeseens, and widgets that are wanted (product 'pull')	The way I deal with my clients and give them choices is this: I ask my clients what their budget is, and I offer them something for 80 % of their budget. This cushion allows for things like uncertainty in costs, upgrades, etc. Most of the upgrades that my clients opt for, however, are for widgets, such as sound systems, appliances, central HVAC.
comp	3.02	<p>Time horizons apply to builders as well; builders are not opposed to LCC analysis</p> <p>Buyers are uncertain of time in home, who will buy, and so use varying discount rates</p> <p>Different buyer segments behave differently:</p> <p>Higher income buyers use longer time horizon</p> <p>Lower income buyers use shorter horizon (1st cost emphasis)</p> <p>Existing owner (repeat) buyers use longer horizon</p> <p>Community wants longer horizon and consideration of consequential impacts</p> <p>Builder wants to know and meet customer wants (enhancing reputation)</p> <p>Product manufacturers interested in long-running markets</p> <p>Finance industry primarily interested in 1st costs; operating costs not factored into lending decisions</p> <p>Insurers have a longer horizon; want to reduce future claims</p> <p>State and local governments have a longer horizon focusing on service and utility impacts</p> <p>Federal agencies emphasize long term national policies, social costs, and a social discount rate (e.g. OMB will suggest discount rates to lenders)</p> <p>Affordability is now mentioned in the</p>	<ul style="list-style-type: none"> • Time horizons vary for different stakeholders. • Uncertainty leads to a higher discount rate. • For the homebuyer there is a tradeoff between durability and aesthetics. At one time the homeowner argued against life-cycle costs. The existing homeowner has the same outlook as a homebuyer. • High-income buyers tend to have a longer life cycle horizon. Higher income people seem to have a longer time horizon. • A homebuilder will go by the desires of his customers. How well do homebuilders perceive time horizon of their customers? • In finance industry, the major concern is with first costs. • State government is concerned with demand for energy and water and have political concerns. • Federal government has more of an interest in viewing "society as a whole." The Federal Government's view is on the people living in the room and society as a whole.

discussion session	sequence	'flip chart' record	NIST notes
		IRC, previously exclusively concerned with safety	
comp	3.22	It is difficult to argue safety versus economics in a public forum	Qualitative benefit and costs come together to determine the value; insurance companies are not interested in adding sprinklers to all buildings because of financial costs (projected costs of water damage from the sprinklers in too high)
comp	3.251	(see notes)	LCC analysis is done qualitatively rather than quantitatively. Small expense items, such as smoke detectors, are more easily added to codes than big expense items.
comp	3.351	(see notes)	Home inspectors are used only in some areas. In others, people will not pay for them. For example, with my mother's home in southern Virginia, the real estate agent was unwilling to have a home inspector. In the DC area, on the other hand, where incomes are higher and people are willing to pay for it, people expect it.
cert	4.12	\$1 800 per year maintenance compared to \$235K price—less than 1 % per year; national “close your storm windows day” at Thanksgiving?	Most deterioration of homes occurs over time and is not instantaneous. But realization of deterioration is sudden. For a loan-to-value (LTV) loan of 80 %, taxes and insurance are escrowed. A mortgage company wants to protect its investments. A Harvard study found that the average annual expenditure on home maintenance is \$1 800. The average resale price of a house is \$237 000. This small amount spent each year to maintain what for most people is the single largest repository of their personal assets is less than 1 % of the value of the house. To get the housing stock maintainable for 60 years, it may be necessary to mandate certain requirements. There needs to be something to encourage and remind homeowners about maintenance, such as “National Storm Window Day” on Thanksgiving, and “National Screen Day” on Memorial Day.
cert	4.18	Rental property investor seeks 1 % property + improvement cash flow in stable market; delay in maintenance will penalize the seller; how much?—subject of study?	The investment standard is 1 % of purchase plus improvement per month in a stable or ascending neighborhood. If maintenance is deferred, it penalizes the seller. The market will adjust at the time of transaction.
soc	6.18	The issue is a mathematical problem and not that difficult to understand: value of stock measured in trillions of dollars, divided by the number of units, plus annual cost of maintaining times service life, divided by service life equals annual cost of ownership.	The incentive is to push durability by distributing first cost. When R&D comes in, it will be implemented more easily. Longevity is the missing piece. There are no data projecting durability or longevity of housing. I propose a formula to compute the annual cost of ownership of a home which falls with the longevity of the home: annual cost = (initial cost + maintenance + operating costs)/longevity of the home. It disperses the first cost over a longer time horizon. The social cost that is reduced with increase in longevity is the need to rebuild “10 year” homes every

discussion session	sequence	'flip chart' record	NIST notes
			ten years.
soc	6.19	Concept makes a lot of sense except for characterization as "simple" problem—we do not know how long housing lasts. Pricing in durability may be useful, but may not.	The problem is that this would not be simple because we do not know how long the housing stock lasts to develop a meaningful relationship based on durability. The government does not collect data on component changes or demolition permits anymore. Therefore, we do not know. We would have to overcome a credibility problem with the consumer.
soc	6.201	(see notes)	Without a durability rating index, a bunch of disconnected people only see the first costs. There needs to be some linkage between them.
soc	6.203	(see notes)	Who enforces this formula? It should be the underwriting industry.
soc	6.23	(see notes)	There would be trouble monetizing these social costs.
soc	6.24	(see notes)	The formula is already done in a quasi-method. The buyer gets information about the age of the roof, energy costs, etc. of the prospective home.

- **Perspective:** interest, standing, constituents

discussion session	sequence	'flip chart' record	NIST notes
comp	3.11	Are regulators actually stakeholders—do they have a stake in housing longevity?	Are regulators stakeholders? What is their interest? Longevity?
comp	3.12	Political stake only.	There was one case involving the mayor of Charleston, SC. He supported more stringent seismic codes because he would be held accountable if he did not and an earthquake occurred. The issue of liability makes them stakeholders.
comp	3.18	Long term interests align regulators and existing building owners	One issue is that most voters live in existing homes, not new homes. Therefore, this group drives policy and regulations.
comp	3.258	(see notes)	Insurers do not take a position on home sprinklers because the losses due to fire damage and those due to water damage are the same. The presence of sprinklers makes no difference to their underwriting business.
cert	4.271	(see notes)	But the insurance payout must be used to rebuild the damaged house, unless the insurance company takes possession of the damaged property. Typically, an insurance payout cannot be used to build or buy a house in an entirely different location.
soc	6.06	Goes back to question of distribution of benefits—need innovation not in widgets and hard things, but in regulation—	The key is the distribution of benefits, as a participant suggested. The beneficiaries of rehab codes may not be society. They may go to the private sector, such as entrepreneurs. For example, risk takers buy low and

discussion session	sequence	'flip chart' record	NIST notes
		opportunities in implementation of rehab codes. The entrepreneur sees opportunity, takes risk, should benefit—there has been a 40 % increase in permits since implementation of the New Jersey Rehabilitation Code (primarily in vacant urban, mature suburban, and decaying rural properties)	sell at higher market value. There are three places where older buildings are found: urban, suburban, and rural. This has happened with change in the New Jersey Rehabilitation Code, because barriers were removed and the regulatory system changed to allow these innovations.
soc	6.191	(see notes)	The stakeholder has a stake in making the component last.
soc	6.212	(see notes)	Even with an index, the consumer may still ignore it. If this happened, it would prompt regulation.
cost	8.11	Current federal policy asserts that "ownership improves housing".	The benefit of home ownership is the long-run stake in the asset.

- **Product:** development, test/evaluation, distribution, sale

discussion session	sequence	'flip chart' record	NIST notes
ben	1.11	Too many components/complex product	Making all these choices available would be costly for the builder.
cert	4.21	Storm shutters useless if not deployed.	Hurricane shutters are only effective if someone closes them before the storm.
risk	5.133	(see notes)	Testing is costly. A builder with just a few lots cannot spread the costs among many units.
risk	5.213	(see notes)	Homes are more heterogeneous than cars. This makes recall more difficult.
cost	8.29	Market is responding by seeking opportunities for future change (e.g. blocking for grab rails in baths).	Is it possible to look forward to rehabbing current housing in approximately 20 years? Would a viable new delivery system be movable walls and developing housing today with "exchangeable" rooms? The market is addressing the question of flexibility, but not on that scale. Some of the things being done now are to, instead of installing grab bars in the tub ahead of time, putting blocking in the wall so that they can receive bars when they do become needed when the homeowner gets older.

- **Segmentation:** MF/SF, new/existing, low-income/high-income

discussion session	sequence	'flip chart' record	NIST notes
comp	3.031	(see notes)	The share of condos is 20 %. Tax credit housing is 33 %.
cert	4.102	(see notes)	Multi-family housing is different because of liability, insurance, and the presence of dedicated maintenance personnel.
cost	8.22	We see indications of marketplace changes, but cannot yet confirm.	

- **Value:** cost, price, benefit [val]

discussion session	sequence	'flip chart' record	NIST notes
ben	1.101	(see notes)	The extent this is true depends on whether use of more durable components is reflected in resale price of the home.
ben	1.21	Appraised value is a blunt instrument and should be more sensitive.	(see record)
push	2.02	Must have a benefit to sell to customer (builder typically) Cannot trade off performance from one system to another Must create value for builder or homeowner	Agree that innovation benefits cannot be “pushed” on the consumer. It is necessary to fill a place for demand. “Push” is a mistake. The adoption of OSB (oriented strand board) and I-joists, for example, are done through the builder, by providing lower installation costs, better performance, more durability, other cost benefits. Innovations must provide some value to the homebuilder and homeowner. Trade-offs are possible only in energy performance codes.
push	2.04	Must have some sought after benefit for consumer (builder)	(see record)
push	2.06	Case study: warm climate retrofit of tract home c.'85; cut energy costs by 40 %, spent 30 % extra, got same price as next door on resale.	Realtors only care about square footage and street address. People will pay for self-cleaning carpet, not greater energy efficiency.
soc	6.16	Question remains how to value a parameter in order to have a basis to set a fee—the consumer views the product (housing) as a durable asset, internalizing ALL perceived costs.	This obsolescence only applies to regulations. With incentives, people will adapt. How do you assign value to these?

Building Product Manufacturers

- **Attribute:** affordability, durability, safety, etc. (flexibility, substitutability, customizability)

discussion session	sequence	'flip chart' record	NIST notes
push	2.31	(see notes)	We spend a lot on market research. We have to do multiple studies and take different approaches. Market research is a very creative and interpretive business because most people do not know what they want.
reg	7.08	First paragraph of IRC gives opportunity for flexibility in performance compliance with the code	Chapter 1 of the code, titled "Alternative Methods," of the Evaluation Service, is most encouraging of innovation. Changes in code represent a dislocation of the system, which spurs innovation. There is an analogy in chemistry: need to scratch a surface in order for crystals to form.

- **Barrier/Incentive:** (to market acceptance)

discussion session	sequence	'flip chart' record	NIST notes
push	2.101	(see notes)	Safety and protection are automatic pulls.
risk	5.232	(see notes)	There is no effective recall system for homes. This makes the issue of trying to implement new innovations more difficult.
reg	7.06	Regulation typically does not promote or discourage change.	It is doubtful that there would be data on this. I am not sure if the regulatory system encourages or discourages innovation. Sometimes, you have to know how to develop "around the code." Regulation may pose a barrier to adoption, but not to innovation. Sometimes, codes encourage innovation if the code becomes more restrictive. Manufacturers then need to innovate to satisfy those restrictions. Take carbon monoxide detectors, smoke alarms, energy codes, etc.
reg	7.091	(see notes)	The evaluation services, as they stand today, do not give any insurance. A third-party, if so inclined, may want to take the results of an evaluation and then proceed with some insurance against failure to protect "early users"
reg	7.15	We do code training as part of product development process.	There should be a continuing education and training requirement for code officials. My company includes training costs for code officials when it determines its budget for developing a new product. It sees training as part of the new product introduction process.
reg	7.24	Never had an NES report turned down, but it takes work.	I have never had an ESR denied by a code official. Some have required them. Others have accepted the data submitted to the evaluation services if an ESR is pending.
reg	7.32	What can be positively said to encourage acceptance of innovation?	How do you change the outlook of code officials to encourage more interest in acceptance of housing innovation?

- **Delivery system:** (for housing and housing products)

discussion session	sequence	'flip chart' record	NIST notes
risk	5.191	(see notes)	The problem is potentially worse if there is a value chain. The retailer may not want to take a risk on stocking an item if it does not know whether the subcontractor will want it.
cost	8.02	Development costs will get passed to the consumer, and, even so, will not be undertaken if too high. If builders cannot pass on at least part of the costs, they will not buy. Question is not who pays, but how costs are distributed.	<ul style="list-style-type: none"> • Materials manufacturer will pass on increased costs to the consumer. • If a builder cannot pass on direct costs, they will stop the innovation. • Everyone along the line is going to pay some share for the innovation, the question is: How is the total cost divided among the different groups? • Initial cost is going to be borne by the initial innovator.
cost	8.04	Builder will pay the costs of the new delivery process at the outset, but will pass along as soon as possible.	No one entity will bear the costs of innovation.
cost	8.092	(see notes)	The construction industry does not devote as much resources to R&D.
cost	8.094	(see notes)	Everyone will see the benefits of increased home ownership over time, but taxpayers will be the group paying the price.
cost	8.18	Perhaps we should focus on changing delivery of existing stock rehabilitation.	What will the nature of the new delivery system be? Will the existing suburbs of the 1950s be rehabilitated? Will this be the new delivery system? For many people, their first home is an old suburban home. Or will it be an entirely new delivery system?

- **Market:** supply-chain, builder, homebuyer, investor

discussion session	sequence	'flip chart' record	NIST notes
push	2.01	Not 'push'; identify where 'pull' is from and address need; use multiple channels to reach consumer	<ol style="list-style-type: none"> 1. Innovation cannot be "pushed." It is necessary to understand where the flaws and core values exist to motivate innovation. "If it ain't broke, don't fix it." Have to identify and act upon and address a "pull." Must demonstrate that the product satisfies a need. 2. How to communicate with homeowners? Who touches homeowners? Real estate agents, the Internet, advertising, newspaper articles (popular press). Must use these means to disseminate information to

discussion session	sequence	'flip chart' record	NIST notes
			homeowners.
push	2.241	(see notes)	There is a demand for energy star products. Why has Energy Star gone through an up tick recently?

- **Metric:** 1st, annual, life-cycle, time-horizon, units-of-measurement, uncertainty, market signal, rating scale

discussion session	sequence	'flip chart' record	NIST notes
risk	5.04	We look at complete LCC, including replacement cycles.	Not in the first cost, but the cost of materials, installation costs, callback costs, energy savings, and durability.
risk	5.051	(see notes)	Builder customers are pretty sophisticated. Training and education are also part of the package.

- **Perspective:** interest, standing, constituents

discussion session	sequence	'flip chart' record	NIST notes
risk	5.27	Applied research is done well privately; basic research is no longer being done by the feds.	(see record)

- **Product:** development, test/evaluation, distribution, sale

discussion session	sequence	'flip chart' record	NIST notes
risk	5.02	<p>How do we reduce our risk in introducing new product?</p> <ul style="list-style-type: none"> • Evolution is manageable; revolution involves unforeseen issues (with greater chance of failure) • Assessing performance must be addressed in all areas of impact. • ASTM standard E1825 lists things to look at. • Should develop installation and 	<ul style="list-style-type: none"> • How to mitigate risks and introduce a product appropriately into the market? Dupont mitigates risk by the things that they do not envision or focus on. • E1825 of the ASTM Standard gives a list of what to do before putting in a new system. • How to prepare for those risks that you do not initially envision? – One has to look at all other aspects of something specific could possibly impact. • Concurrently one must look at the delivery system when testing a new product. The delivery system needs to look at the innovation of the material • It helps to look beyond first costs to LCC (costs of

discussion session	sequence	'flip chart' record	NIST notes
		delivery system as product is developed.	owning and operating). They do look for a combination of installation costs and materials costs. They try to reduce the cost of owning and operating.
risk	5.10	Prescriptive standards represent "the way things have been done"—new product must test against existing product and evaluate existing product for comparison.	Some code elements that are prescriptive are based on tradition and have not been tested. To introduce a new product that satisfies the same purpose, it is necessary to not only test the new product, but to test the existing method as well, for a comparison. This is very costly.
risk	5.102	(see notes)	We use it.
risk	5.131	(see notes)	"Controlled assessment" is already done, through test marketing (or beta testing, for some industries). These assessments are done now, but not to code, because the code is just a minimum standard to market trial. My company sets up early trials so that the odds of a successful market trial is close to 50/50. A better analogy may be the auto industry as an assembler of a system. Quality is outsourced to first-tier suppliers.
risk	5.154	(see notes)	This is true. The issue of time is huge. There must be quality assurance, but this adds time to the process. It takes 17 years to get a patent, and then the company owns the technology only for a few years. Can't put more time between patenting and marketing of a product. Testing must be streamlined to minimize this time.
risk	5.17	Performance should/will pull product to higher production volume, reducing cost. Many of our innovations look closely at a minor portion of costs (e.g. flashing for windows).	Yes, most of our products are like this. Take flashing as an example. We produce a better product that is highest performing. The idea is that the customer gets what he or she pays for. So the product is more expensive on a first cost basis. The company conducts market research to value the products under development. As more users come on, the cost will flatten and there will be labor savings in general as time goes on.
risk	5.172	(see notes)	An additional factor is that flashing does not represent a high percentage of the price of an entire window package.
risk	5.181	(see notes)	My company tests new products for robustness to installation by brainstorming about possible installation mistakes, such as picking the six worst ways to mess something up and try to work with it. Not all companies will do this.
risk	5.212	(see notes)	To go back to the auto analogy, one factor there is ease of recall. In the building industry, there is not an easy recall system. If a builder or manufacturer sent out a notice, it would probably be faced with lawsuits. This makes the issue of trying to implement new innovations more difficult.
reg	7.27	Product must be equivalent to alternative materials.	In the "alternative methods" clause, durability is included.

- **Segmentation:** MF/SF, new/existing, low-income/high-income

discussion session	sequence	'flip chart' record	NIST notes
cost	8.221	(see notes)	The community where I live is on the edge of the urban core, about 5 min to downtown. It is an area where there are many first-time homebuyers.
cost	8.241	(see notes)	The reason I hear people want to do this is for new schools. The schools in my area are not good.

- **Value:** cost, price, benefit

discussion session	sequence	'flip chart' record	NIST notes
push	2.22	Goal is to find the hook for the consumer and innovate to the hook	The hook in this case is the feeling of isolation, the need for community.
soc	6.17	Each consumer (including speaker) uses own set of values and beliefs in personal decision-making.	Values differ from individual to individual, based on their own life experiences. Heterogeneity makes valuing these social costs and benefits difficult, even impossible.

Building Code Regulators

- **Attribute:** affordability, durability, safety, etc. (flexibility, substitutability, customizability)

discussion session	sequence	'flip chart' record	NIST notes
ben	1.20	Community interests must be considered; long-term interests matter to lenders.	There is also a community interest in durability and what causes widespread adoption of innovations. Homes that do not perform become vacant.

- **Barrier/Incentive:** (to market acceptance)

discussion session	sequence	'flip chart' record	NIST notes
ben	1.221	(see notes)	The long term begins on day 1. Therefore, even if they ignore resale value, can still make the point about buyer and owner self interest.

discussion session	sequence	'flip chart' record	NIST notes
reg	7.07	New York State, prior to most recent re-write, was opposite of Las Vegas—said 'no' too often. Performance-based requirements can encourage innovation through offer of options (compliance options in the case of New York State).	New York is an example. The code was too prescriptive, and did not provide enough flexibility, and led to higher costs to developers trying to get around the regulations. Now, the provisions of the code provide compliance options and are more successful. Regulations cannot be created that cover everything. Therefore, need a combination of prescriptive and performance-based codes.
reg	7.35	Local officials need assurance—NY can issue binding interpretations, although not often done: it is a useful tool.	Local building officials need some certainty, for someone else to be accountable, that individual interpretation will not provide. They don't want the decision to come back and bite them. One solution is for the government to issue a binding interpretation to take the interpretation out of the building officials' hands.

- **Delivery system:** (for housing and housing products)

No comments.

- **Market:** supply-chain, builder, homebuyer, investor

No comments.

- **Metric:** 1st, annual, life-cycle, time-horizon, units-of-measurement, uncertainty, market signal, rating scale

discussion session	sequence	'flip chart' record	NIST notes
ben	1.16	Folks are working on this/these ideas now.	The Leadership in Energy and Environmental Design (LEED) group already doing this, i.e., evaluating products based on LCC, not first cost.
comp	3.17	State/regulator is interested in both 1 st costs and LCC	The state/regulator is interested in both first costs and LCC.

- **Perspective:** interest, standing, constituents

discussion session	sequence	'flip chart' record	NIST notes
comp	3.13	Building regulators are accountable to political jurisdiction.	The key is accountability. If a restriction is loosened and something happens, then the regulators will be

discussion session	sequence	'flip chart' record	NIST notes
			asked why the weaker standard was approved.
comp	3.16	Complicated role, but state owns a lot of property (and has a stake at least to that extent)	The state of Maryland may be different in that. In addition to its role as code regulator, the state of Maryland owns some Maryland homes. The dual role as a regulator and owner allows it to achieve some objectives.
comp	3.30	Education and professionalism of inspectors is important	This is a timely issue because it will get worse before it gets better. Inspectors need to be better-trained and higher quality. Labor also needs better training.
cert	4.28	There is a historic model/precedence for government role in property rights	There is already precedent for government regulation of home maintenance: historical homes.
risk	5.231	(see notes)	Is there a way to have groups look more objectively at innovations?
soc	6.02	<p>Complete re-write of state building codes has been done—touches on issues of how to value innovation in housing.</p> <ul style="list-style-type: none"> • Agree that regulators are not a direct stakeholder, in terms of costs and benefits, but key player/actors. • State looked to balance costs and benefits that 'mandated' or 'incentivized'—must be done in cooperation with industry and society. The code was last revamped in 1984 and industry had grown beyond it; it become an impediment to building with the state. <p>Effectiveness of 'incentive' v. 'regulation/mandate': government must determine threshold based on true and perceived risk or lose public trust. Public will reject increased cost until they recognize benefit, then they will embrace action Public does not want to pay more for a 'mandated' action.</p>	<ul style="list-style-type: none"> • How does society value innovation? • New York State recently updated/changed building codes • Government is not necessarily a stakeholder: role is to strike a balance and express this through building codes. • 1984 – New York Code Council turned its back for almost 16 years on the public's needs by not considering new technologies. The council became obsolete because of not keeping up with trends. Government and society must work together. • Incentives vs. regulations: if government regulates without input, they lose public trust. • An incentive-based environment would give the public time to place a value on technology. • Mandated regulations are rejected by the public because they are likely to increase costs across the board.

- **Product:** development, test/evaluation, distribution, sale

discussion session	sequence	'flip chart' record	NIST notes
risk	5.211	(see notes)	Have groups look more objectively at innovations.

- **Segmentation:** MF/SF, new/existing, low-income/high-income

discussion session	sequence	'flip chart' record	NIST notes
cert	4.22	From regulator perspective, recent looks at contributing factors to fire found vacancy a strong indicator and greater frequency of vacancy in poor areas	From the perspective of regulators, they looked at fire hazards when setting codes. There are factors aside from the structure and maintenance that affect this hazard. For example, the vacant building factor and low-income factor contribute to both the probability of a fire and the probability that a fire will result in a fatality. These factors came into play when it came time to set the codes.
cert	4.24	Commercial use next to vacancy unable to get insurance; two buildings away, double the cost.	For buildings next door to vacant buildings, it is impossible to get fire insurance.
cert	4.242	(see notes)	This was for commercial buildings.

- **Value:** cost, price, benefit

discussion session	sequence	'flip chart' record	NIST notes
cert	4.39	Costs must be considered.	There is little R&D investment in the housing industry.

Model Codes Developers

- **Attribute:** affordability, durability, safety, etc. (flexibility, substitutability, customizability)

discussion session	sequence	'flip chart' record	NIST notes
ben	1.25	Which effects/parameters should be emphasized?	Which characteristics of the house purchase are most important in a homeowner's or homebuyer's judgment that the home is affordable? This may reflect a matter of value received for money spent, transparency of the cost as part of total cost, or the individual's personal involvement in the decision to accept this characteristic. Which parties will benefit or be affected affects whether the innovation will be available to others.
ben	1.291	(see notes)	The buyers define what is affordable. Fannie and Freddie are secondary players. Buyer perceptions define affordability. The question is, what drives those perceptions?
ben	1.301	(see notes)	A house is affordable from the homeowner's

discussion session	sequence	'flip chart' record	NIST notes
			perspective.
push	2.09	Are we just left with answering the question of whether production process allows substitution among components?	We should focus on the third question, that of tradeoffs.
push	2.18	Yes, such as impacts of distributed generation, etc. Regardless of push or pull, what are the effective hooks for the product/innovation? Should look at a menu of innovation.	Have to identify the hooks to the consumer and builder, and identify innovations. Then link the hooks to the innovations. Some hooks have been power reliability (loss of power is a big concern), indoor air quality (IAQ) and comfort, zero or low operating costs (such as low-maintenance decking), higher security, etc.
push	2.29	(see notes)	We need to survey the people to see what they want. Packaging matters. An example is marketing light beer as "less filling" rather than "less fattening." They marketed not to overweight people, who would respond to the second, but to people who drank a lot, who respond to the first.
cert	4.101	(see notes)	They may be in the first or the third, and may make choices without thinking about maintenance and the consequences of those choices.
cert	4.11	What about analogy to automobiles—a defined maintenance regime? Why not same attributes for maintaining homes and system performance?	In the case of autos, maintenance is key to performance, and people do it because it is easy to say yes to it, with remainders and streamlined procedures.
cert	4.16	If you ignore maintenance, you are playing probabilities.	People are playing the odds.
cert	4.29	Need more realistic estimate of affordability	What is needed is a notion of how affordable houses are now and connect all the components of affordability back to the house.
cert	4.332	(see notes)	What if the code changes being demanded were more idiot proof? For example, in the case of the Rhode Island nightclub fire, there was lack of adherence to the code. If sprinklers, a more foolproof device, had been in place, it would have made a big difference.
risk	5.25	Other industries focus on QC—McDonalds.	McDonalds is an example of an organization that has managed to achieve quality control and labor standardization across many countries, cultures, and languages.
soc	6.03	Different take on session, based primarily on an economic discussion—maximizing wealth (of the community) through regulation/incentives that address factors which are not obvious and visible—"internalization of externalities".	The presence of externalities leads to the need to create a pricing system more in keeping with social costs (monetizing social costs) so that the externalities are internalized. Under an ideal situation, society makes choices, and through these choices, the best pricing will occur for society as a whole. For example, the price of solid waste does not include the cost to society of its disposal, so a person making a purchase choice does not have to consider the cost of disposal

discussion session	sequence	'flip chart' record	NIST notes
			in his decision. An alternative to incentives is regulation. The downside of regulation is that it is a static system, and will not create incentives to innovate around the (negative) externalities. You're prohibiting or directing actions.
reg	7.01	<p>Most regulation is intended to advance not affordability, but some other factor, primarily safety. Many regulators want to trust what they know works—prescriptive standards—feeling that performance approaches may undercut effectiveness of standards and may be more difficult to evaluate. Innovation may exacerbate performance-based evaluation concerns. In addition, lack of a common language is a problem—economists and policy makers want express all concerns in dollars.</p> <p>Key point is that we don't need less, we need better regulation—the advocated approach favors modeling, yielding “smart regulation audited with civility”</p>	<ul style="list-style-type: none"> • Prescriptive requirements are antagonistic towards new innovations. • 2 ways of employing materials: To trust what you know works is prescriptive and to prove it works is performance based. <ul style="list-style-type: none"> ○ performance approach: test new technologies; there is no long-term field experience. ○ prescriptive approach; trust what you know works • Performance approach is difficult: does not always consider reliability. If you open up requirements, you may introduce unreliability. • If you only allow performance equivalence for components, not for a whole design, you limit how innovative a product you'll consider, but you also limit how far from common experience and comfort-zone you have to go. • Lack of a common language -- not everyone is comfortable expressing everything in money terms -- is a barrier to acceptance of performance approach. • Economics measures costs. We need different regulation. Flexibility is where we want to go. • We want flexibility in achieving social objectives (the enforcers' role) in ways that are more affordable or better in other ways. That means different regulations but is not a reason to make all decisions purely economic decisions.
reg	7.02	<p>Factors must be identified and explored. Should such a system be a basis for regulation? What is needed is a baseline level to exceed. For life-safety issues, codes and standards typically lag technology development. If non-prescriptive, there is no information on which to base approval/acceptance.</p> <p>A <i>Washington Post</i> column⁹ on regulation cites 3 needs:</p>	<ul style="list-style-type: none"> • We can encourage innovation, but the manner in which this will happen must be carefully considered. It leads to the regulatory system making decisions. Whoever is using the innovation makes the decision. • Establish the minimums at the state level: this baseline will establish a framework for considerations of new materials. • Codes/standards tend to lag technological developments. • In the absence of specific technology references in the code, it is more difficult to implement the

⁹ Hahn, Robert and Scott Wallsten, “Whose Life is Worth More? (And Why Is It Horrible to Ask?),” *Washington Post*, June 1, 2003, pp B3.

discussion session	sequence	'flip chart' record	NIST notes
		<ul style="list-style-type: none"> Information based on good research Ability to defend analysis tools Implementation policies that encourage smart life-saving analyses 	technology.
reg	7.20	There are, in fact, mathematical definitions for safety in the codes.	Back to the absence of a definition of affordability: There is no definition of affordability in the codes that address it. This needs to be a mathematical formula.

• **Barrier/Incentive:** (to market acceptance)

discussion session	sequence	'flip chart' record	NIST notes
ben	1.22	Buyers are not getting information related to their own interests	(see record)
ben	1.38	Suggest “dynamic constrained optimization” We need actions to reduce constraints and/or free-up constraints	We need to set the problem up as a dynamic constrained optimization. What now happens is that the first cost is either the objective to be minimized, or it is a constraint that is so restrictive as to make other choices moot. Need something to reduce the constraining effect of first cost, so that life-cycle costs are the true objectives.
comp	3.31	“never enough time to do it right; always enough time to do it over”	The thinking is that “There is no time to do it right, but always time to do it over.” Code officials will make mistakes, but we are better off with them to provide the check than we would be without them. The manner in which public safety is ensured by having some sort of check in housing standards (through codes) is important, better than having nothing.
cert	4.141	(see notes)	Or draw from the auto analogy, where a warranty requires adherence to a maintenance schedule.
risk	5.221	(see notes)	The earlier idea of an engineered, integrated solution would get around this problem.
soc	6.12	We need to address issues in terms of economic and government regulation theory	Often the disposal fee is a flat fee and does not depend on the volume of trash generated. This is a justification for regulations. Regulations are used to adjust and compensate for the fact that “natural costing” does not automatically account for all costs.
reg	7.04	Codes must be a mix of prescriptive and performance-based requirements to avoid ‘first-time’ pitfalls (redundancy/alternatives?)	Prescriptive codes require regulators to be very knowledgeable and sophisticated enough to adapt to changing technology. With PBC (performance-based codes) , on the other hand, there is no stable ground. Therefore, we need some middle ground. Australia and New Zealand are examples.

discussion session	sequence	'flip chart' record	NIST notes
reg	7.16	We (ICC) do code official certification training.	Some states have certification and training for code officials. But access and transportation are two issues.
reg	7.31	Higher level issue is involved here—what should regulators do differently than they do now? Regulators are there to provide a function—that function must be acceptable to those being regulated in order for the system to work effectively.	Can the regulatory system be used to encourage innovation? What can be done differently? Regulators have a specific function. If manufacturers do not think the goals are legitimate and do not respect the regulators' intellectual capability, then they will not get far in improving the system.
reg	7.312	(see notes)	Also, some builders resist innovation. Each actor has reasons to resist innovation.
cost	8.031	(see notes)	The builder has trouble developing/justifying the use of innovative resources because they will benefit all of society, but they may not see all of their initial investment coming back.
cost	8.15	Why did 40s innovation occur? It did not threaten existing stockowners; more optimistic about buyer/customer reaction to change.	After World War II, there was a huge growth of affordable housing. Why was there no objection then? The reasons are: they were built in other areas, there was great need, and they were not seen as 30 % cheaper because of the balance between cost and attribute was not challenged. Why could this not happen again?
cost	8.171	(see notes)	There is some precedent in how large-scale innovations in product and delivery were adopted.
cost	8.175	(see notes)	The closer we move to a situation in which the kids can't afford a home, the closer you move to the time when this situation becomes intolerable.
cost	8.26	Intent is to make rehab much more frequent (spurring innovation) and make delivery easier.	The concern is how it would happen. It was just an unconventional idea. An important concern is to make renovations easily available to the housing public.
cost	8.31	People want things for reasons that are in inherent conflict.	The vote may have been motivated by different things. They did not necessarily want less housing.

- **Delivery system:** (for housing and housing products)

discussion session	sequence	'flip chart' record	NIST notes
push	2.12	What about improved design, equivalent performance, and innovation? Is delivery system capable of flexibility?	Homebuyers want home designs to be innovative and homebuilders to include innovative products without increasing the price. How do we get these innovative products out there?
risk	5.15	Design is an issue that lessens the appeal of manufactured housing.	The problem with manufactured housing is that the designs are unattractive.
risk	5.152	(see notes)	With a traditional home, presumably affordability is not the primary concern the way it is with manufactured

discussion session	sequence	'flip chart' record	NIST notes
			housing.
cost	8.08	Vertical integration, engineered systems, modular integration are strongest approaches; trades and agencies should get together and decide on a course of action.	Based on the reading of the question, need to move toward vertical integration, engineered solutions as a participant earlier suggested. NIST and HUD need to define some concepts to bring new methods of delivery, such as vertical integration and modularization. The builder has trouble developing/justifying the use of innovative resources because they will benefit all of society, but they may not see all of their initial investment coming back.

- **Market:** supply-chain, builder, homebuyer, investor

discussion session	sequence	'flip chart' record	NIST notes
ben	1.09	Want to shift discussion from macro to micro concerns: <ul style="list-style-type: none"> • Anecdote of re-roofing, question is not who benefits but who receives full-effect? • Homeowner does, but is given no options/choices; upstream decision makers decide. 	The question should not be who benefits from housing innovation, but who receives its full effects. But the choice of using or not using the innovation is not given at time of home purchase. Choices are made for the buyer "upstream," by the producers, not by the party (the buyer) that receives the full effects. Homeowners only choose the final packaging. But the producers make the initial decisions about the use of advanced technology and materials (such as for roofing).
ben	1.12	We may be forced to work upstream of homeowner	We do not want to offer unlimited choices to homebuyers. But there is a need to work upstream of homeowner, need to understand what part of the costs and benefits that these groups see.
ben	1.42	Diffusion of innovation—later adopters are less risk tolerant	Certain types of buyers prefer innovation. These early adopters accept the risks and all the other aspects of being first. But this is pushing to a risk averse, more conservative agenda. Innovation may not be targeted to new construction, but for rehabilitation of older homes.
push	2.042	(see notes)	Must help the homeowners appreciate the benefits.

- **Metric:** 1st, annual, life-cycle, time-horizon, units-of-measurement, uncertainty, market signal, rating scale

Discussion session	sequence	'flip chart' record	NIST notes
ben	1.15	Go beyond durability. Consider	If there were a validated index to let the buyer know

Discussion session	sequence	'flip chart' record	NIST notes
		series of scales/indexes with differing parameters.	the durability and this were seen in the price, then if buyers make their purchase decisions based on this information, then would durability become more important in the marketplace?
ben	1.17	Resignation to "the system is the system" will not work	The index would be very complex.
ben	1.32	<p>Uncertainty is the issue with performance measures</p> <ul style="list-style-type: none"> • Want to align 'who decides' with 'who decides what the benefits will be' • Various stakeholders/decision-makers come in a different points with different interests 	Regarding the earlier point about homeowner responsibility, as the ceiling is lowered, the floor is raised. It is important to align the benefits and consequences of choices with those that make the choices. In my case, labor poorly installed my shingles, but I, the homeowner, had to bear the consequences of that poor installation. There is no way to track certain points on the development chain, such as workmanship, that have a great effect on value. There are some checks on this: unions, liability concerns. The status quo is a sequential decision-making process. When a buyer comes into the process, he sees some but not all of the consequences of the previous decisions. There is no sword that cuts through the Gordian knots. Must leverage each decision node in the process. Some innovations lead to high expectations. Who determines the benefit? The people receiving the benefits (and costs) SHOULD be the ones making the choices (but aren't always).
push	2.17	Should we be looking at 'grouped benefits'?	Another consideration is that with sprinklers, it was seen that housing density could be allowed to increase.
comp	3.20	Disagree; energy issue was driven by economics and 'easy' LCC analysis. LCC is more difficult as you move to life-safety and other issues	I disagree. One counterexample is in energy codes during the 1970s, which looked at payback periods and assumptions about utility price escalation rates. With life safety, however, an article in this Sunday's <i>Washington Post</i> described that the value of life depended on the age of the individual. Aside from this, economics are not in pure safety issues, that is true.
comp	3.24	SF home sprinklers cost/benefit is a contemporary example: insurance companies have not recognized/acted on home sprinklers, except in gross way that smoke alarms are recognized/discounted.	Another example is in fire safety, with sprinklers and sprays. There were LCC comparisons of these sprinkler requirements. One issue is that insurance companies do not offer a discount in premiums for home sprinklers. They only offer token discounts, such as for deadbolts and smoke detectors. One exception of an incentive for sprinklers is for community-wide sprinklers that are concentrated in a locality. This incentive is due to the fact that this group of houses having sprinklers makes building a fire station to service that locality unnecessary. The same number of houses with sprinklers scattered over a wider geographic area would not have the same effect. So LCC and first costs are thought about, but

Discussion session	sequence	'flip chart' record	NIST notes
			not explicitly.
comp	3.252	(see notes)	That is only two of the four boxes. What about the big cost/big benefit and low cost/low benefit items? Accepting low cost/high benefit and rejecting high cost/low benefit changes are no-brainers.
comp	3.256	(see notes)	The NFPA has data on fatalities and injuries due to fire with and without sprinklers.
comp	3.35	Home inspections are an innovation in themselves	Another innovation is the use of home inspectors. They are an access point for the borrower.
comp	3.352	(see notes)	As with innovations, the practice has to disseminate first. It takes hold where it is most affordable rather than where it is most needed.
cert	4.06	<p>Fire does not fit matrix well—most start small and not from externality but from human action</p> <p>Most stakeholders ignore low magnitude events—handling quantitative info qualitatively</p> <p>How are hazards addressed? Some keep building in flood plains despite regular reminders</p> <p>Matrix works well for natural hazards (eq, storms, etc.) but not for high frequency events (“impossible” v. “intolerable”)</p>	<p>Fire does not fit well into the matrix in the handout, which is good for seismic risks. The matrix assumes that the way to affect performance is by moderating consequences, with no control over the occurrence of the event. In the case of fire, however, the event is usually caused by humans. Action is not only in damage control, but also in prevention. Sometimes, it is possible that there is no flaw in a design, but there is a flaw in the process of executing or building the design. Basically, there are two categories of hazards: impossible, and intolerable. The day after an event, it switches categories. There are also assumptions about what is allowable and who would prevent it. For example, there are people who do not think about fire hazards. And people built in flood plains until flood insurance was mandated. When life events do not provide a good basis for subjective probability assessment, people do not know how to perceive risk. Also, if events occur that run counter to their expectations, the response is distrust of the source of the information about risk rather than acknowledgement that the information was misunderstood.</p>
cert	4.071	(see notes)	If there were two floods in 2 years, the homeowner would think they had gotten bad information or have been lied to.
cert	4.09	<p>Return to question of uncertainty—low maintenance v. high performance:</p> <ul style="list-style-type: none"> • Attracted to low uncertainty because of focus on maintenance costs • Attracted to even high uncertainty because value of high performance is important • Attracted to focus on first cost only • Ostriches 	<p>There are two types of approaches to mitigation. The first is high performance, but requires more maintenance. Whether the maintenance takes place is a source of uncertainty that affects the likely performance of the measure. The second is something that has mediocre performance, but is idiot proof.</p> <p>There are three groups of individuals: One will choose mediocre performance because they want to avoid the uncertainty and maintenance, even at a cost of lower performance. A second will choose the high performance option if the uncertainty is controllable by</p>

Discussion session	sequence	'flip chart' record	NIST notes
			their own actions. A third may choose the high performance/high uncertainty option because they care only about first cost.
cert	4.13	Frame cost/benefit against another reference (e.g. value of investment)	It would be helpful to frame the importance of maintenance not in abstract terms, such as LCC, but in more tangible terms, such as the number of mortgage payments. Currently, maintenance is not thought of as an investment choice, but as an expenditure choice.
cert	4.171	(see notes)	With maintenance, there is a shift in uncertainty from one that they cannot control, the realization of an event, with one that they can control, maintenance.
cert	4.322	(see notes)	An event would lead to discrete changes in choices, building codes, and new building technologies. Experiences are flawed metrics and not rational.
cert	4.371	(see notes)	Must ask whether cost of quality improvement is justified by the improvement.
soc	6.15	Peer pressure, education, and branding may be the most effective options; example of 'ruffs' and 'riffs' (resource utilization v. resource impact, such as embodied energy metric) precursor to energy codes. Created huge battle between electric and gas (in terms of Btus). Could not drive technical decision because of lack of agreement on parameters. Upshot is that players cannot plan on staying power of analysis.	Another incentive is branding, labeling, reputation. There is an example from many years ago from energy: RUF (resource utilization factor) vs. RIF (resource impact factor). NIST wrote a way to compare the energy performance of different alternatives. The energy codes created a gas/electric battle. The question arose as to whether should count BTU (1055 joules) at the source. The RUF was computed as the reciprocal of plant energy usage. The RIF was needed because not all BTUs are the same. It needed to be based on "embodied" energy as well as all social costs and benefits, such as sustainability, health care, etc. This effort fell apart and died because it could not drive a technical decision, and everything was valued differently. Could look at this question by costs. The problem is that the price does not reflect social costs. Need to pass the burden of determining social costs to Department of Energy. These values change and make the designs, regulations, etc. obsolete.
soc	6.202	(see notes)	Not all social costs and benefits lend themselves to time-to-repair metrics. But for those that do, this index would be great.
reg	7.13	Want to clarify one aspect of discussion, the role of Type 1 and Type 2 statistical errors in evaluating the effectiveness of innovation. Need to look at both sides of the issues—existence of both 'good' and 'bad' innovation.	Have to worry about both "Type 1" and "Type 2" statistical errors with innovations. What about innovations that are accepted but fail? These are the types of concerns of code officials that have to be addressed to get the changes in.

- **Perspective:** interest, standing, constituents

discussion session	sequence	'flip chart' record	NIST notes
ben	1.33	<p>Who (are stakeholders) and why:</p> <ul style="list-style-type: none"> • Labor unions--jobs • Testing labs--money, jobs, uncertainty, liability • Investors--money, liability • Political jurisdictions--constituent service 	<p>Regarding innovations, some groups have stakes. There are many people who do not want to see certain innovations implemented for various reasons, such as lower revenue. For labor unions, at stake are jobs, compensation, and liability. For the conformity assessment community (quality testing and performance testing labs), the stakes are payments for services and jobs. For investors and venture capitalists, the stake is money. All groups are incited by money, some also have liability concerns, too. In addition to these groups, the stake of realtors and appraisers is money. For government, it is setting policy and doing right by its citizens.</p>
ben	1.331	(see notes)	<p>Add to the testing labs' stake uncertainty and liability because of difficulty of designing a test to accurately predict performance in realistic situations.</p>
ben	1.332	(see notes)	<p>Being first is costly. Labs will charge higher testing fees to test a product that is extremely novel and is dissimilar to what is already out there.</p>
ben	1.333	(see notes)	<p>If it is willing to do the test at all.</p>
comp	3.04	<p>How does each stakeholder decide what to consider? (Can we affect the process of that decision?) How are uncertainties, such as hurricane, fire, etc., dealt with? How are they monetized?</p>	<p>Have to treat manufactured (multi-family?) homes differently from single-family homes because Federal regulations treat them differently. How does each stakeholder determine which costs matter for their decision? For occupants, it is the mortgage payment or monthly rent. This is currently driven by first cost. It need not be. In addition, not all maintenance is the same. For example, replacing a roof is not the same as fire safety or hurricane protection. Some address a certain event (leaky roof) while some address uncertain events (fire hazard or hurricane). Some homeowners think that these uncertain events will not happen. Also the risk of fatality or injury does not show up in homeowner's insurance. We need to know more about effective approaches in persuading homeowners to factor foreseeable hazards and costs into their decision-making. There are approaches with at least some success with at least some audiences (e.g. hurricanes in Miami).</p>
comp	3.15	<p>Study says regulator not a stakeholder: Code enforcer responsible to occupant, not owner Interested in LCC, but may not have any leverage in the process</p>	<p>We have to define "stakeholder." If it is defined as a group having a financial stake in a project, then regulators are not stakeholders. If it is defined as a group having a stake in the outcome of a project, then regulators are. In that case, must define their stake, such as in LCC vs. first cost (as far as their view of LCC). But some of the mechanisms to affect LCC are not available to regulators. A code enforcer is a stakeholder by the formal</p>

discussion session	sequence	'flip chart' record	NIST notes
			definition of the term, but it cannot be inferred or assumed that a code enforcer feels any obligation to find the most acceptable way for a building project to go forward. A code enforcer can live with there being no building; it is not clear that any of the other stakeholders can.
comp	3.26	Insurers look at data, financial consequences; life safety may change picture Regulators come as close as any stakeholder that looks at all considerations	The financial decision may be indifferent, but life safety is excluded from that. Analysis with life safety is an entirely different issue. The regulator is a stakeholder that is closest to looking at all these costs and issues in LCC. Therefore, it is not a bad place to start.
cert	4.142	(see notes)	Another example is the mandatory annual safety inspection for vehicles in Virginia. But autos is not a good analogy because it is possible to spend more maintaining a car (as a percentage of value) than on a house.
cert	4.34	Codes are an imperfect but valuable instrument	Even if imperfectly enforced, codes are better than nothing.
risk	5.28	Worldwide problem.	This is a global phenomenon. Almost all the fire labs in the world are now privatized.

- **Product:** development, test/evaluation, distribution, sale

discussion session	sequence	'flip chart' record	NIST notes
risk	5.07	Manufacturers were looking only for market-pull demand for any aspect of product characteristics	There is no point in showing characteristics of products that no one cares about.
risk	5.11	Armstrong testing, "no surprises", at one end; other extreme, "kitchen only sprinkler" emphasizing/distorting kitchen risk. How should evaluation be done—staged, as in drug development analogy? Testing, more testing, then wait for time before it gets out. Find a way to keep good products alive long enough to check performance. Beta testing/trial market: 1. Assessment by manufacturer 2. Controlled assessment by a limited population 3. General distribution	Some of this discussion belongs in discussion session 7 later. At the fire testing college at Armstrong, the mantra is "no surprises." How can the uncertainty about new products be reduced to better predict performance, so the good innovations will get through, but the bad ones will not? How do you get a system where the good innovations get out while the bad are stopped quickly? There are three stages of assessments: 1. Manufacturer's assessment 2. Controlled assessment using a limited population (such as beta testing with electronics) 3. Widespread, general distribution This staged process is used in the pharmaceutical approval process. It requires a great deal of time and money, but with limited exposure to people. Some disapprove of this process.
risk	5.112	(see notes)	I wanted to refer to drugs as an example of a staged

discussion session	sequence	'flip chart' record	NIST notes
			approval process.
risk	5.13	Interactions (among stakeholders) are a key aspect in changing product development	To carry the drug analogy to this, the issue is drug interactions. Is the product sensitive to assembly issues?
risk	5.171	(see notes)	This flashing, if I am thinking about the one you are talking about, involves some labor savings in installation and involves more foolproof installation as well.
risk	5.21	For new products: <ul style="list-style-type: none"> • Manufacturer will underestimate risk • Consumer will overestimate risk • Both will try to shift risk to someone else • Ultimate consumer probably least able to afford risk Is there a way to get better information to all?	There are three problems: <ol style="list-style-type: none"> 1. Manufacturers champion new products and underestimate the risk. 2. Homeowners overestimate the risk of new products. 3. All hope risk will fall on someone else, to displace the risk to another party. To address the question, must address all three problems, not just any one. The sufferer of problem #3 will probably end up being the homeowner. Is there a better way to address risk?
risk	5.214	(see notes)	Also, component manufacturers are shallow pockets. They can't afford to pay for recalls.
reg	7.36	States should be careful of taking on product certification functions (see Florida example); it could increase complexity, uncertainty, and cost.	Need to be careful with product approval and conformity. There is a difference between uniformity in interpretation (such as in Virginia) and conformity in assessment (Florida). The latter leads to creation of a new bureaucracy and another check and balance. There are already enough checks and balances.
cost	8.123	(see notes)	Acorns, to grow into trees.

- **Segmentation:** MF/SF, new/existing, low-income/high-income

discussion session	sequence	'flip chart' record	NIST notes
cert	4.23	Untreated wood shingles create increased risk for surrounding dwellings; how should it be dealt with? By insurers, by codes?	There is a special case with fire. If a homeowner uses untreated wood shingles, then he increases the risk of a fire to his neighbors.
cert	4.27	Getting back to vacancy implications, abandonment of property leads to leveraged risk for others	One person's choice to not protect can, if an event occurs, affect the neighborhood. Vacant houses, for instance as a result of a fire, cause rot in the neighborhood. One vacant house soon becomes two vacant houses, etc.
soc	6.08	This is not the topic for this session; we should discuss, for example, 'redevelopment' v. 'new development'	We need to shift back. Infrastructure and social services are examples of social costs that are truly borne by the beneficiaries.

discussion session	sequence	'flip chart' record	NIST notes
soc	8.20	Imagine easy ways to change how you use your house. Need a delivery system to routinize rehab and reuse. Introduce innovation through rehab rather than new construction.	Back to the earlier comment about rehabilitation as an alternative delivery system: Could you make renovated houses a place to implement innovations? Now, there is a rash of people in my neighborhood adding rooms or second stories. If this were easier to do, what would happen? How about rehabilitation and expanded capacity as an innovative system of delivery?

- **Value:** cost, price, benefit

discussion session	sequence	'flip chart' record	NIST notes
cert	4.40	No guarantee that innovation either lowers costs or increases quality	Innovation may reduce cost, but may also reduce quality. All we know about an innovation is that it is new (there is uncertainty).

Buildings/Economics Researchers

- **Attribute:** affordability, durability, safety, etc. (flexibility, substitutability, customizability)

discussion session	sequence	'flip chart' record	NIST notes
ben	1.202	(see notes)	Real estate professionals and appraisers must be included because they affect the price of the house.
ben	1.29	'Affordability' is whatever FNMA/Freddie Mac say it is (PITI)	The extent and quality of maintenance is already captured in the resale value of the home. The homeowner is a liable party. The starting point of the affordability question is that it is based on whether Fannie or Freddie says it is affordable, i.e., can you qualify for the mortgage?
push	2.15	Disagree that structural system cannot be changed	It depends on the product whether it gets adopted even if it is not observable to the buyer. For example, engineered lumber vs. conventional lumber, or OSB vs. plywood. Some of the decisions are not made by the homebuyer.
push	2.211	(see notes)	Developments such as Kentlands are called the "new urbanization."
push	2.28	(see notes)	The problem is what is the incentive of lenders and insurance companies to do this? If the benefits go to the community, then the community should provide the incentives.

discussion session	sequence	'flip chart' record	NIST notes
comp	3.05	Questions will be dealt with in later sessions—current research is looking at parameters that are/will be used.	Issue with natural hazards shows up in insurance payments, not so much in mortgage payments. These issues will be addressed more fully in later sessions: tomorrow's session on valuing social costs and benefits and this afternoon's session on low probability events.
cost	8.30	Flexibility related to addressing sprawl may be effective.	This flexibility is found in commercial office space. NIST North is leased, is it not? Commercial space must be flexible because the tenants change and so do their needs. To go back to the zoning and local regulation issues, my organization sees sprawl as a pejorative. The example of Montgomery County's budget is unusual, and it will tighten. Everywhere, local budgets are tight, and this has to be dealt with. If local governments do not get involved, urban sprawl will eventually force them to do so.

- **Barrier/Incentive:** (to market acceptance)

discussion session	sequence	'flip chart' record	NIST notes
ben	1.24	Contrary evidence—energy mortgage has not taken off The basic question of who benefits needs to be modified	But energy-efficient mortgages have not taken off and are not widely accepted, even 15 years after their introduction.
ben	1.241	(see notes)	The lesson to be drawn is to look at why.
ben	1.242	(see notes)	The reasons are too complex to be addressed here. The questions to be asked must be, what will the benefits of the innovation be and who will benefit? If an innovation becomes widespread practice, what are its impacts? You cannot answer the question on affordability unless you know in whose mind. Perception changes for the 1st time homebuyer
ben	1.382	(see notes)	The contrast between the for-profit and non-profit builders is too stark. For speculative builders, the time horizon is shorter. But they care about what they build to the extent that they want to avoid callbacks and liability. Their time horizon may be about 5 years (maybe ten in California). The question is, how can the time horizon of for-profit builders be extended beyond these 5 years to 10 years? Right now, ambulance chasers are having this effect. They are forcing builders to confront durability in a way not done a few years ago, and to choose "tried and true" materials. The effect is for the builders to not choose the cheapest products, but also not to choose the most innovative products, either.

discussion session	sequence	'flip chart' record	NIST notes
push	2.10	Consumer is responding in certain areas to energy star home as a marketing tool—first instance of label having an impact in housing markets	Builders in some cities have had success with the energy-star labeled home, especially those with younger populations in the far west (granola crowd). This is the first successful attempt where a performance label is having an effect, even if it is only to a certain segment of the population. Why was it successful?
push	2.104	(see notes)	No, that tradeoff cannot be done.
push	2.161	(see notes)	Or the innovation could be, as was earlier mentioned, in engineered systems.
push	2.162	(see notes)	Improvements in business systems can lead to improvements in cycle time. But even with big outfits, there are many inefficiencies and no one seems to care.
comp	3.07	Home insurance industry is not responsive to efforts to get them to consider incentives for durability Great variation from state to state, no rational relation to housing quality	The most negligent group over the last three to four years has been the home insurance industry, in ignoring LCC. They resist changing rates to reflect construction changes. They should recognize and price their product based on durability and disaster resistance, but they do not. Premiums in Florida are twice those in Pennsylvania. But building for safety and disaster resistance does not lower the premium in Florida. This is especially true now that the insurance companies' stock portfolios have tanked and they are more reliant on underwriting income. In response, insurance companies have increased premiums. Resistance to changing premiums is greatest in high premium states.
comp	3.072	(see notes)	No. These companies just want to make profit. They will support changes in codes without data, but when it comes to talking about reducing premiums, they want data.
comp	3.32	Is there a "durability mortgage"? Has been announced, but what is it? What is the potential for impact on future value of housing condition?	The question is LCC vs. durability. I have heard that Fannie is developing a durability mortgage. What is it? Is it similar to the energy-efficient mortgage? What does it cover?
risk	5.23	Labor problems have only gotten worse over last 40 years.	The labor problem has only gotten worse and will continue to do so.
soc	6.07	Should we remove regulatory intervention? There are too many gatekeepers; find other ways to protect buyers, such as "builders insurance"?	The change in the regulations is key. There are too many gatekeepers. We should try to remove as many barriers as possible. If there is a valid program of builders' insurance and consumer product safety, then the regulations can be scaled back.
soc	6.09	We should be looking at incentives (for solar, flood, hazard mitigation, etc.) based on social benefits and costs.	There are incentives for social costs and benefits at the level of individual homeowners in some areas, such as for weather hazards. For example, the homeowners would only be eligible for flood insurance if they took certain precautions. It is also necessary to focus on owner-occupied housing.

discussion session	sequence	'flip chart' record	NIST notes
soc	6.131	(see notes)	With the New Jersey Rehabilitation Code, reforms turned out to have the same effect as removal. It lightened the burden.
soc	6.133	(see notes)	It is possible to internalize externalities in many ways, such as tax credits, insurance incentives. Do we want to do it all?
reg	7.05	Do we have any evidence that more innovation occurs under one or the other scheme of regulation (performance versus prescriptive codes)?	Is there any empirical evidence about the amount of innovation that has occurred under prescriptive regimes vs. PBC?
reg	7.09	Industry is so fragmented, no single organization is large enough to overcome barriers to innovation. Why is housing the only industry that can not/ will not benefit from innovation? Until risk-based insurance is available, innovation will not be approved/adopted. We need to link comprehensive evaluation to a push for risk-based insurance underwriting.	One issue is the lack of market power of any builders in the housing industry. In the long run, stimulating development in housing is good, because it will benefit society as a whole. But the housing industry is still not totally geared in this direction. The home building industry is more resistant to innovation than in other industries. They perceive themselves in this way. They do not buy it (innovation). Why can't the home building industry be more like other industries in this way? Why do they not reduce the barriers to innovation? The ICC Evaluation Service did not perform very well before. Using these evaluation services, there needed to be an insurance program for innovation to bridge the gap in reliability, uncertainty, risk of system failure associated with new products. The missing element is an insurance program for innovation. In the current situation, local enforcers will be held accountable for failure. With insurance, there would be a cover for the homebuilder and component manufacturer to encourage innovation and adoption.
reg	7.092	(see notes)	You have to combine evaluations systems and insurance in order to help increase development.
reg	7.11	Suggest that government undertake research/modeling of insurance-based approach to housing innovation; determine appropriate government roles (analogous to self-amortizing mortgages); determine feasibility.	With the insurance idea, need to do the following. First, do research and model what the insurance would look like. Second, would the insurance industry be willing to offer the product? And lastly, if the insurance industry would not offer it, then who would? The government? An example is the FHA and self-amortizing insurance. Would need to do feasibility studies.
reg	7.17	Why not a system of binding interpretation to promote consistency in code enforcement (as used in some states with statewide codes)?	(see record)
reg	7.252	(see notes)	Dallas is another.
reg	7.311	(see notes)	Is there research showing resistance of local building code officials to innovation?
cost	8.173	(see notes)	Also, at that time, they were building for everyone, the

discussion session	sequence	'flip chart' record	NIST notes
			mass market. Now, the builders are building for the high end of the market, not mass market.
cost	8.174	(see notes)	Because there is an existing housing stock.
cost	8.32	(see notes)	It's orphan land. People don't want a long commute.

- **Delivery system:** (for housing and housing products)

discussion session	sequence	'flip chart' record	NIST notes
risk	5.12	Problem is materials must be sent to "Fred"/3 rd party to put in place. Systems integration is needed. Capital intensive—engineered product is the answer.	We need testing under realistic, standard conditions. It is extremely capital intensive to test products until people start to buy them. One problem is that there are disparate actors in the assembly process. It is not just the design of the product. It will fail if there is no systems integration. Must also consider Fred the manufacturer, assembler, contractor. Products with integration challenges are more likely to fail. Engineered products will be superior to assembled products. It will happen in the housing industry in the next 5 years to 10 years. Big companies doing this will succeed.
cost	8.06	Government has moved away from any consideration of 'command and control' strategies; public benefits of improved housing have been dismissed; tax breaks and R&D have been eliminated.	Except for the command and control nature of Operation Breakthrough, this is a good example. Where is the government part in these costs? There are many public benefits to society of some of these development costs. For example, NIH and pharmaceuticals. This is now inadequate. Need tax subsidies, research and development, risk coverage (coinsurance), education, and marketing. As was previously mentioned, 30 years ago, BFRL was a major source of basic research.
cost	8.071	(see notes)	This would never happen. Encouraging home ownership has been the policy of every administration.
cost	8.091	(see notes)	What about labeling, such as Energy Star? New York State has done more on this than any other state, to decrease energy consumption. The construction industry wants to publicize these risks and expenses (i.e., have these risks and expenses borne by the public).
cost	8.093	(see notes)	It does not look for public help, either.
cost	8.10	Substantial public investment is not a consideration.	(see record)

- **Market:** supply-chain, builder, homebuyer, investor

discussion session	sequence	'flip chart' record	NIST notes
ben	1.03	<p>Housing market is not like others:</p> <ul style="list-style-type: none"> • Prices/Pricing are local • Not a traditional competitive market (builder is part of a cartel) • Benefits may not pass directly to home buyer • What happens to industry as a result of innovation? 	<p>The housing market is not free. It is not fully competitive because it depends on land availability and zoning. Therefore, if an innovation is introduced that should reduce costs over time, the market may not respond. Housing prices are set by location decisions about square footage, acreage, and local regulations. There are constraints on this market. This is not a fully competitive market. Building permits convey market power ("a piece of the monopoly"). The question is not whether the savings get passed on to the homebuyer, because most likely they are not. So must look at what the long-run impact of the innovation will be on the market regardless of whether the savings get passed on to the buyer. Pricing is based on the cost of alternative homes in the community (comparables), not the cost of materials.</p>
push	2.23	'branding' and 'bundling' may stimulate demand	<p>There are two marketing concepts: branding and bundling. Energy Star and Master Builder are brands. Is there a greater willingness to pay for these brands? With bundling of components and innovations, as the auto industry does with the luxury package, could this be a method to stimulate demand?</p>
push	2.242	(see notes)	<p>One of the consultants here has worked on this with the EPA recently.</p>

- **Metric:** 1st, annual, life-cycle, time-horizon, units-of-measurement, uncertainty, market signal, rating scale

discussion session	sequence	'flip chart' record	NIST notes
ben	1.18	<p>May interest consumer in concern about the 1st resale period, but not the 15th cycle Builders are concerned with contemporary tastes</p>	<p>The time an asset is held will determine its value. Everyone considers the short run. No one is going to focus on LCC currently, with rising real income levels. The concern is with the 1st and 2nd resale, but not the 15th resale. Buyers ask questions such as, "Do I have the most current bathroom or kitchen?" Buyers care about aesthetics, floor plan, and curb appeal. Who cares about durability?</p>
ben	1.381	(see notes)	<p>Life-cycle costs are a function of the study period. Need to include first costs. Durability to a homebuilder is a shorter time period than a homeowner. There is a LCC for each, but the time horizon is just increased or decreased. In my experience, trades people and technicians, even those with little formal education,</p>

discussion session	sequence	'flip chart' record	NIST notes
			are savvy about LCC. They know that you would not put the same products into a house that you rent out compared to a house that you live in (example about heat pump).
ben	1.391	(see notes)	How would durability be converted into underwriting criteria? To take an example, energy is quantifiable, but in spite of this, it is not included. Durability would be even more difficult to quantify.
comp	3.01	Extending first discussion in terms of stakeholders, timeframes, and scales Emphasize study period for LCC (longer horizons introduce additional concerns) Stakeholder variations occur in discount rate, time horizon, and relevance of costs LCC analysis is flexible, provides structure, under a wide range of conditions	<ul style="list-style-type: none"> • ASTM defines LCC as: total cost of owning, caring for (operating), and disposing of a building over a study period. • Discount rate: How do you value future benefits or costs? • Which costs are relevant to each stakeholder? • What is the appropriate time horizon?
comp	3.241	(see notes)	If LCC is not treated explicitly, then it is not at all, because it is a black box.
comp	3.253	(see notes)	This is the purpose of the workshop, to propose a way of measuring affordability.
comp	3.342	(see notes)	This is why there are no more FHA inspections.
comp	3.362	(see notes)	What if defaults on mortgages for single-family homes occur? Does the value of the asset still not matter?
cert	4.01	Texas Tech blind studies of recapture of costs for storm mitigation—market signal (visible innovation) aided market acceptance Risk perception (Wharton)—folks cannot differentiate risks Looking at incentives—insurance premium reduction; reduced community costs recognized thru transfer tax credit if dwelling is improved	<ul style="list-style-type: none"> • Texas Tech Wind Center conducted an empirical study of storm blinds based on a cross section of 6 000 units to look at how additional costs are recaptured when the house is sold. Market signal because potential buyers could see the possible results from upgrading blinds. Potential buyers could see the storm blinds and the premium associated with it. • How do people view risks? According to a risk perception study at Wharton: most people can't differentiate between 1/1 000 and 1/1 000 000 probability – How can we help people understand the dangers? • If homeowners take steps to protect property, tax rebate could be a good incentive. There are economic incentives for both parties. There is an insurance premium associated with a mortgage. Economic incentives can be used to lower reductions in insurance premiums. If you improve your dwelling, the less the community has to do. Can deduct ½ % when you transfer the property.
cert	4.32	Metrics not there to either estimate or justify increased costs	Need a predictable metric to get the consumer to incur the cost.

discussion session	sequence	'flip chart' record	NIST notes
cert	4.37	Analogy to materials research—better performance at lower cost—need to get discussion back to innovation.	Is it possible to increase innovation and decrease cost at higher quality? Can innovation make the house more affordable (not the quality of the house)? Better performance, better cost.
cert	4.373	(see notes)	New technology introduction costs must be borne initially, but the benefits will eventually be realized. High performance concrete is an example.
risk	5.05	Are consumers becoming more sophisticated/sensitive to LCC? Yes.	Do the customers know this?
soc	6.20	Like elegance of relying on mathematical formula, but how do you factor in uncertainty of manufacturer claims.	The consumer or the manufacturer? We need data on reliability. For example, my "20 year roof" had to be replaced after only 4 years.

- **Perspective:** interest, standing, constituents

discussion session	sequence	'flip chart' record	NIST notes
ben	1.01	Stakeholder groups: <ul style="list-style-type: none"> • Homeowners • Homebuilders • Product manufacturers • Complementary groups interested in longevity after construction—lenders, insurers, community, etc. 	Defining: Who benefits from the technology? Major stakeholders: <ol style="list-style-type: none"> 1. Homeowners 2. Home builders: affect costs; are key leverage point in passing along costs, and bringing technology and benefits to home buyers 3. Product manufacturers 4. Housing institutions: lenders, insurers, utilities. Affected by longevity of house after construction and how house is utilized after construction Need to look at life-cycle costs (LCC).
ben	1.37	Appraisers and realtors are very important in private market	Another problem is that appraisers do not have sufficient technical knowledge or do not have comparables to value some improvements.
comp	3.091	(see notes)	But regulators would not object if insurance companies wanted to lower premiums.
comp	3.19	Never seen an economics discussion at a codes hearing (contrary example cited: stair geometry cost implications stopped adoption)	In my experience, economics are not discussed at proposed code changes, with one exception. In that case, about eight or nine years ago, there was a proposal to change stair geometry. This proposed change would have changed the footprints of most townhomes in the United States. Economic analysis was commissioned, and the proposal was eventually dropped. But the code world in general does not conduct economic assessment of proposed changes because the assessments are too expensive.
cert	4.35	Why will insurers push for code changes, but have no interest in	Why do codes and changes in existing codes not target individual housing more directly?

discussion session	sequence	'flip chart' record	NIST notes
		QA/QC for homebuilders?	Code changes in Florida occurred in part due to a push by insurance companies. Why do they not also push for enforcement and deal with the quality of the house, which matters much more for affordability and their risk exposure?
risk	5.06	NES 'look beyond code' push 2 years ago; manufacturers wanted nothing to do with it.	Other manufacturers may not be interested in testing and assessment.
risk	5.29	Housing improvement has never been an objective of government.	With agriculture, the public sector funds a great deal of basic research, with the motivation and rationale that what benefits the farmers will benefit society. Except for Operation Breakthrough in 1968-1972, there has been a lack of motivation in the case of building research parallel to agriculture.
soc	6.211	(see notes)	The paranoia is justified because the fear is that an intellectual exercise will lead to the easy "fallback" approach: regulation.

- **Product:** development, test/evaluation, distribution, sale

discussion session	sequence	'flip chart' record	NIST notes
risk	5.08	Lots of visible innovation is by small companies with low capitalization looking to push innovation into market with little testing or success.	The concern is this, truly innovative producers are very small-scale producers, who may not have the resources to test and are the worst when it comes to assessing products before market introduction. Massive industry failures are documented on PATH's website. HUD did a study of EIFS and engineered I-joists. With EIFS, which was a failure, it was produced by small, fly-by-night producers who did not do homework on the proper application of the technology. With engineered I-joists, which was a success, the producers were big companies who had performed long, comprehensive analysis of the product and process. There is a riskiness to new products that is inherent that is not addressed by producers. In the ICC Evaluation Service guide to innovations, the idea is "getting the technology accepted."
risk	5.101	(see notes)	How much does this manufacturer use the ICC Evaluation Service?
risk	5.111	(see notes)	The drug industry is a poor example. The FDA is a notorious bottleneck, and the process drives up the cost of drugs.
risk	5.132	(see notes)	With autos, though, the components are highly engineered.
risk	5.16	Are manufacturers willing to take risk that consumer will buy a higher	What are the steps in the introduction of new products? Does your company introduce new

discussion session	sequence	'flip chart' record	NIST notes
		priced product?	products knowing that they initially will have a higher cost than the incumbent, but with adoption, the cost may fall?
risk	5.215	(see notes)	Need risk insurance or vertical integration.
cost	8.12	Have not heard 'pilot project' as an approach (analogy to medical industry); allows not total change, but immediate test of change.	What about pilot projects with interface between private and public/government entities? Should not be all or nothing. Deep-pocketed publicly owned companies have to be the first movers of new innovations, with some help from government.
cost	8.121	(see notes)	Only peanuts go into these projects.
cost	8.122	(see notes)	Even if small scale, it may be helpful for a specific area, such as flood plains in Iowa.
cost	8.13	'Pilot project' may not work well because of conflict with existing infrastructure; change may be viewed as negative—if the pilot is big, it may be blocked by existing industry and consumer afraid of reduced asset value.	There must be a limited role for government. There are parties who will be losers with these changes. If you cut the cost by 30 %, that is fundamentally disruptive to the market price for homes.
cost	8.132	(see notes)	The first mover probably would price without cutting by 30 % and would capture economic rents. It will be deep pocket publicly held companies doing this.

- **Segmentation:** MF/SF, new/existing, low-income/high-income

discussion session	sequence	'flip chart' record	NIST notes
ben	1.19	Homeowners are not a homogenous group; 2 nd time buyers have much different interests than 1 st timers	There is diversity among buyers. There is a huge difference between concerns for 1 st -time homebuyers and 2 nd time buyers. According to a survey, 1 st time homebuyers look at first cost and location. Second-time homebuyers, however, pay more attention to long-term durability because of the experiences they may have had with their first home. Realtors and appraisers need to bring these issues into their discussions.
ben	1.41	Maybe rating system is more suitable/appropriate for 'existing stock'; 1 st buyers are the least constrained segment	The rating system can fill the information gap and start the process.
push	2.19	There are definite stages of innovation/penetration/adoption <ul style="list-style-type: none"> • How do 2nd and 3rd stage adopters make decisions? • How is decision-making different from group to group? <ul style="list-style-type: none"> ○ Homeowner 2nd 	There are different stages of adopters. Some builders like to play with toys. For them, it is not necessarily about markets. These are the lead adopters, the risk takers. For innovations to diffuse, we must pay attention to the next group, which comes after the lead adopters but comes before the herd. For this intermediate group, what do they respond to? What

discussion session	sequence	'flip chart' record	NIST notes
		<p>stage: follow the leader</p> <ul style="list-style-type: none"> o Homebuilder 2nd stage: innovator is eating my lunch better change 	do we and can we know about them? For the intermediate homeowner, they are the imitator. For the intermediate builder, they are those who respond to the competitive advantage that the early adopters get. There was an NAHB/Virginia Tech study on diffusion that focused mostly on the early adopters. More information needs to be collected about the intermediate group that follows the early adopters.
comp	3.36	Reflects more intense use of existing stock; SF transaction very different from MF	Another problem is that few states certify home inspectors.
cert	4.241	(see notes)	Is the risk pooled or not?
soc	6.04	We have not articulated the differences between SF and MF delivery. MF internalizes external costs for many actors. It is the difference between a private transaction and a public transaction. Additional R&D on the private side may be an effective approach. Removal of barriers to innovation is another.	Multi-family housing does best at internalizing (Fannie Mae). Because it is an investment, there is an incentive for long-term concern on the part of mortgage lenders. With single-family housing, the issue is creditworthiness, so this incentive to have concern about the long term is not there. Monetizing social benefits becomes irrelevant. Need to determine the constraints that exist in the housing system and get them out of the way. Regulators should not be a stakeholder group. They should be surrogates. To what degree is the regulatory system a barrier to innovation? How can the regulatory system improve the health and safety of individuals? One proposal is to provide the council of evaluations a more comprehensive evaluation system to better know these costs to those with long-term financial interests. With single-family homes, these are private, unregulated transactions between two parties that do not have long-term financial interests. It is very different from multi-family housing.
soc	6.05	No, we should not use MF as the model—we should employ taxes, fees, and fines for 5 year first use and 20 year expected service life (it realistically may be 100 years)	Decoupling the product from the credit to pay for it leads to this outcome. If a durability fee were to get added to the production function, then will capture the costs to society.
soc	6.051	(see notes)	This would not get done without regulation.
soc	6.081	(see notes)	Impact fees can capture these costs.
soc	6.091	(see notes)	We can't apply lessons from multifamily housing to single-family housing.
cost	8.21	Suburban 1 st home means "lawns and commutes"—should we focus on a different 1 st home model?	One must consider the current housing market. The problem is the need to match preferences over the first home with what is available. My first home was in the suburbs. It did not match my preferences. There was a yard that I did not want to have to maintain. I had a long commute. Need to address the demographic of first-time homebuyers that do not want lawn maintenance and long commutes. How about rehabilitating loft apartments in the urban core?

discussion session	sequence	'flip chart' record	NIST notes
cost	8.23	Reconfigure low-density neighborhoods to high density.	Hope 6 is an example, but it is already on publicly owned property.
cost	8.24	Most new homes will be sprawl and SF on periphery of urban areas; clearly need is for innovation in existing housing stock, but most new products will be for new construction. 50 million new buyers over next 50 years will push new development even though they may enter market through purchase of existing stock.	For most, the sprawl and new construction will continue. People want new construction. In the next 25 years, existing housing will go primarily to immigrants, so there will a number of new housing starts.
cost	8.242	(see notes)	There is a lack of technology directed at the existing housing stock. Most of the products are targeted to new homes. This will affect who pays and bears the costs of new product development.

- **Value:** cost, price, benefit

discussion session	sequence	'flip chart' record	NIST notes
ben	1.06	Homebuilders must compete by adding value	Would like to see builders competing on quality, rather than on first cost, that is, based on the value of the house rather than its first cost. We are trying to get from first costs to LCC. When first costs are decreased, LCC are higher and consumers bear the burden of this increase.
cert	4.38	Housing only industry to insist that innovation requires increased costs.	Housing is the only industry that focuses only on the increase in initial or early costs associated with innovation. This is not true in other industries. In the housing market, initial costs always increase with increased innovations. Innovation costs more in the long term. Pulte improved the quality in its framing.
risk	5.03	How do you treat cost of substitute products?	Is affordability a factor in marketing decisions at your company?

Consultants

- **Attribute:** affordability, durability, safety, etc. (flexibility, substitutability, customizability)

discussion session	sequence	'flip chart' record	NIST notes
ben	1.31	Durability measurement has been supported by component manufacturers, opposed by materials suppliers, and opposed by builders (because already factored into markets)	The market is having trouble swallowing guidelines such as durability ratings. Who supported the durability standard at ASTM? The components manufacturers. Who didn't? The raw materials suppliers, including gypsum producers, assemblers, and builders. These groups argued that the market already values durability, and therefore do not need more information. There is a need to measure the performance of the house.
push	2.25	Ability to provide customization of components is an advantage for builders	EPA's approach to marketing Energy Star was trial and error. It began by trying to sell Energy Star using fact sheets. This did not work. But when EPA began to distribute information about Energy Star using CD-ROMs, which is a customizable medium that builders could use to choose what to compete on and put their names on, the label took off.
push	2.26	(see notes)	This is an example of a "push." The electronic dissemination of information has become more desirable. For example, a builder allowing buyers to do a virtual walk-through of a model is a big push.
cert	4.08	<ul style="list-style-type: none"> Information used quite different among groups How communicated is very important (easier to deal with dollars than life-safety of specific event) Commerce looked closely at business interruption impacts 	There is a role for financiers and insurers. FEMA is funding the Applied Technology Council (ATC) 58 project. Some of the results are that the sophistication with which the point is made matters, such as it is in terms of life losses or economic losses. People can deal much better with economic losses in terms of annualized expected loss associated with a choice or action, rather than an event. Larger corporations are concerned with investment and maintaining the ability to continue running. For example, if it were presented as probability of minor damage vs. probability of major damage. People's normal lifetime experiences do not allow them to factor for extreme events.
cert	4.20	Hurricane protection relies on maintenance rather than passive/fail-safe approach.	<p>With hurricanes, there are three mitigation approaches that are seen as equivalent by the codes.</p> <ol style="list-style-type: none"> 1. Build hurricane shutters, and the only maintenance required is to close them before the hurricane hits. 2. Install impact-resistant windows, and the only maintenance is to close them before the storm. 3. Stack plywood, and the maintenance action is to put it up when the hurricane warning comes. <p>Whether high maintenance or low maintenance, there are options to satisfy the need for protection. The codes recognize that some prefer low maintenance and some high. Standards are met if you are building in a low frequency event area.</p>
cert	4.26	Many SF homes with cripple walls	There were some retrofits, such as the Parapet

discussion session	sequence	'flip chart' record	NIST notes
		have the same problem.	program and unreinforced masonry buildings (URMB). It is difficult to get these programs in place. There needs to be a public outcry.
cert	4.262	(see notes)	I have no seismic insurance even though I live in California because any policy with a reasonable premium has a deductible of \$40 000. This creates an incentive for me to build better.
risk	5.30	When they say "affordability", respond with "basic research". Even basic "affordability" is beyond code compliance requirements.	As a country, we do not invest much in basic research and testing in the housing industry (in the public sector). In general, basic affordability is beyond the code minimums. We have to keep in mind that nobody would buy a code-minimum house. Such a house has no wall board, no paint, no carpet. The market prevents code-minimum houses. Most of the affordability equation is beyond the code. Therefore, must look at the unregulated component of housing.

- **Barrier/Incentive:** (to market acceptance)

discussion session	sequence	'flip chart' record	NIST notes
ben	1.26	The important issue is who decides—don't understand what is meant by 'affordability' <ul style="list-style-type: none"> • What are policies that affect affordability, that affect homebuyer and other perceptions? • How do you get information to consumers? 	This is driven by stakeholders. One example was the requirement that all homes in one area be all-electric. This was a disaster. Cannot sell the consumer short. It is LCC. They just need the information.
ben	1.39	Is the financing of the first buyer (of innovation) an opportunity for incentives?	Is the financing for the first buyer of the innovation an opportunity for incentives?
push	2.041	(see notes)	Sprinklers in multifamily homes are now required.
push	2.103	(see notes)	[elaborated on the notion of tradeoffs as he intended the question when writing it.]
comp	3.311	(see notes)	Officials in New York State have stated that adoption of building codes was based on costs and benefits. Regulator stakeholders are multidimensional and heterogeneous. Political jurisdictions affect this.
cert	4.361	(see notes)	Zoning is an issue.
risk	5.26	Over-emphasis of regulated side of costs; should we shift focus to non-regulated side? We no longer invest in basic research.	There is insufficient basic research in the public sector that leads to innovation. Also, have to look at the unregulated components of housing.

discussion session	sequence	'flip chart' record	NIST notes
soc	6.11	<p>We need to ask why we are concerned with social costs:</p> <ul style="list-style-type: none"> • 3rd party effects are fair game for incentives • Mandates should not be based on externalities • Externalities should be viewed very skeptically. 	<p>Why are we even trying to monetize costs and benefits? There are two extreme motivations. The first is to promote technology development with enlightened policies. If we are trying to do this, then monetize costs and benefits. The second is to provide justification for more regulations. If this is the case, then will lead to more skepticism. A problem is that everything is an externality. They can be seen everywhere, and the exercise of monetizing them would never end. In any case, with regard to the example of solid waste disposal, I have to pay a waste disposal fee every year.</p>
soc	6.13	Regulation is often an adaptation to real circumstances	We need to focus on reforming regulations which improve affordability for everybody, not just removing regulations.
soc	6.132	(see notes)	The assumption in code reform is that the original regulations were right.
reg	7.19	That's a disappointing point of view.	That perspective is disappointing.
reg	7.22	10-point ISO rating system looks comprehensively at code enforcement. Do they look at use of NES reports?	A participant earlier mentioned the 10-point ISO certification rating system on the adoption, provision, number of inspectors, training, of inspectors, of code. Could build on this tool. With this rating, did they use evaluation service reports (ESRs)?
reg	7.23	Short answer is no, but do not put all eggs in one basket—I accept NES reports only if I agree; I rely on multiple sources of information.	No. They might, they might not. Evaluation reports are not always accepted. I might not accept one that I do not agree with, because evaluation is also subject to human error. I am as receptive toward products with ESRs as I am toward those without them. The lack of a report should not always be viewed as a barrier to acceptance.
reg	7.29	Barriers at local level may be politically based.	Officials want to offload risk; they do not want the liability. For example, EIFS. You could get a political barrier. Maybe a union will not let a code change in, and they are told not to improve it or will fight to keep new technology out when code changes are proposed. Even in spite of scientific justification for a component's use, there may be politically motivated resistance. An example is steel framing and the influence of California unions on local officials. Political issues may similarly arise with respect to code language and interpretations of the code.
cost	8.28	<p>Planned development approaches allow flexibility in zoning. Is it time now to plan for future use by adding flexibility to be adaptable to and facilitate future rehab.</p> <p>Resistance to modular housing at local level cannot be explained by differences over time.</p>	<p>Must look at the role of zoning, density, and cost. In a new market, see planned residential/housing developments (PRD/PHD). Are these viable and durable, or will they decay and people will move? Also, can we plan for 30 years to 40 years from now by reorienting the layout of a home? Systems-wide engineering could be used to facilitate future rehab. For example, to be able to move a load-bearing wall to change the floor plan to satisfy future tastes, needs,</p>

discussion session	sequence	'flip chart' record	NIST notes
			and preferences. Use more partitions. Make the kitchen a module that can be plugged in or unplugged and moved.
cost	8.33	(see notes)	Regarding the acceptance or resistance to modules, the resistance is based on historical experience because there may be different or reduced standards in one house compared to the house next door. Modularization would lead to loss of local control.
cost	8.35	(see notes)	Was it a hard or easy swallow for local officials?

- **Delivery system:** (for housing and housing products)

discussion session	sequence	'flip chart' record	NIST notes
reg	7.12	Look at entire regulatory system—currently consists of prescriptive frailty with alternative options. (liability/technical issues go beyond the capability of the field code official) Frailty is the confidence that prescriptive codes achieve desired purposes/objectives. Tons of innovation is just not used. Need to better understand frailties and impediments.	The status quo is a prescriptive system with an allowance for alternatives. Allowance has frailty because it is subject to human acceptance. Any solution would have to address this frailty. Examples of solutions would be liability, education and technical training, access to technical information. Another frailty is whether the current prescriptive codes are on the mark. With the hybrid, as one of the model code developers discussed, there would still be liability and education frailties. Another consideration is that many innovations are not being used. They need selling and marketing, but the performance side is harder to cover liability. There would need to be understanding of the components of the system. Lack of existing standards can be a bigger barrier than regulations.
cost	8.03	We are asked to look at these issues at material/component scale and at product delivery scale.	It was proposed that we look at technology at two scales, the components/materials scale and the whole house and delivery system scale.
cost	8.07	Should a change in the form of ownership be considered?	FHA mortgage insurance in the U.S. in the 1930s through 1950s created the current housing delivery system. Participants have given other examples of innovations in the housing delivery system. One possibility would be to change the form of homeownership.
cost	8.072	(see notes)	If housing were a service rather than property, then it could be different.
cost	8.14	Could be the subject of study—is there a role for government in a test of changing housing delivery?	There was a NSF project funded by Alcoa, Gulf, and Westinghouse (General Electric), which followed Operation Breakthrough to ask whether there was a role for these types of companies in housing delivery. The answer they arrived at was, probably not. Now, Fannie and Freddie have come, the National Evaluation Service and others have developed. Given

discussion session	sequence	'flip chart' record	NIST notes
			these changes, is there a role now? In today's market, is there a role for major home producers?

- **Market:** supply-chain, builder, homebuyer, investor

discussion session	sequence	'flip chart' record	NIST notes
push	2.03	How do you identify 'pull' rather than 'push'?	(see record)

- **Metric:** 1st, annual, life-cycle, time-horizon, units-of-measurement, uncertainty, market signal, rating scale

discussion session	sequence	'flip chart' record	NIST notes
comp	3.23	GFCI introduction to codes was argued from both standpoints, but not in public discussions	There are two other examples. LCC analysis was done on a NIST project on GFCI and on safety glazing, and they are now in all codes.
comp	3.255	(see notes)	Insurers know how to do this.
comp	3.27	Smoke detector example: production reduced costs from \$100 to \$5 and changed the economics	Several years ago, when smoke detectors cost over \$100 each, the decision was more difficult. Now that they cost a few dollars, nobody objects to their inclusion in the code.
cert	4.021	(see notes)	What is often ignored is that risk has two dimensions, both the probability of the event and the consequences. Must balance with magnitude of an improbable event with the magnitude of the possible damage.
cert	4.03	Insurance Services Organization (ISO) program to rate communities and code enforcement	The Insurance Services Office (ISO) conducts the BCEGS (Building Code Effectiveness Grading Schedule) program about the quality of codes and code enforcement. The insurance industry uses this data.
cert	4.181	(see notes)	If the penalty is less than the cost of maintenance, then the incentive to maintain is not there.
cert	4.321	(see notes)	Or wait for an event to occur to make them want to incur it.
soc	6.204	(see notes)	Like fuel efficiency for automobiles.

- **Perspective:** interest, standing, constituents

discussion session	sequence	'flip chart' record	NIST notes
comp	3.08	Need to look at insurance business model—loss control	(see record)
comp	3.09	Complex situation; insurance is highly regulated for both consumer and industry protection issues	State regulators are political animals.
comp	3.14	Code officials are responsible to occupants.	The interest of the regulators becomes parallel with that of the homeowners.
comp	3.29	Code official is both stakeholder and part of production team	The lag bolt would probably have met the minimum performance standard, but the code official may have lacked the technical background to know this. This is a recognized problem. The problem is that code officials are not involved in the design stage and are only brought in at the end of the process. When they have objections at this point, they are seen as impediments.
cert	4.05	How do you communicate magnitude, probability, and performance to each stakeholder group	Magnitude of a loss is based on the magnitude of the initial event. Risk of building falling down comes from how well the initial design was equipped to handle wind, for example. Certain embedded assumptions as to how to make decisions. People are trying to understand quantitative data on a qualitative level. People's normal lifetime experiences do not allow them to factor for extreme events. Consideration of life loss vs. economic loss – larger corporations are concerned with investment and maintaining the ability to continue running.
cert	4.122	(see notes)	How does a neighbor become a stakeholder is your house? When something significant occurs to a single home, it affects the entire neighborhood (in way of market value).
risk	5.281	(see notes)	Just look at old National Bureau of Standards (NBS) publications. It used to all be basic research.
soc	6.21	Many stakeholders have an inordinate fear of regulation	NIST developed durability performance standards purely based on technical considerations. It led to paranoia. This was fought by, among others, homebuilders, at ASTM meetings.

- **Product:** development, test/evaluation, distribution, sale

discussion session	sequence	'flip chart' record	NIST notes
reg	7.37	Certification needs to recognize contractual trade influences and impacts.	(see record)

- **Segmentation:** MF/SF, new/existing, low-income/high-income

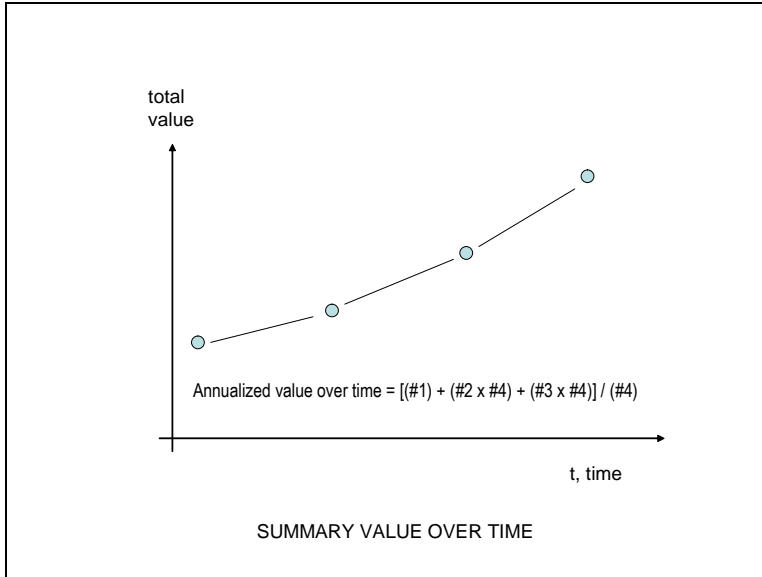
discussion session	sequence	'flip chart' record	NIST notes
comp	3.06	SF decision-making much different than MF, which involves 3 rd party concerns. We have not presented decision-makers with policy impacts.	Because there is political accountability, we should not expect a change in the regulatory environment. The distinction between single-family and multi-family is important. Some standards, however, are decided not at the policy level, but at the technical level, such as codes. In the future, there is a need to provide policymakers with choices about performance standards and options about the minimums in the codes.
comp	3.361	(see notes)	This is another difference between single-family and multi-family housing. With multi-family, inspection is considered due diligence.

- **Value:** cost, price, benefit

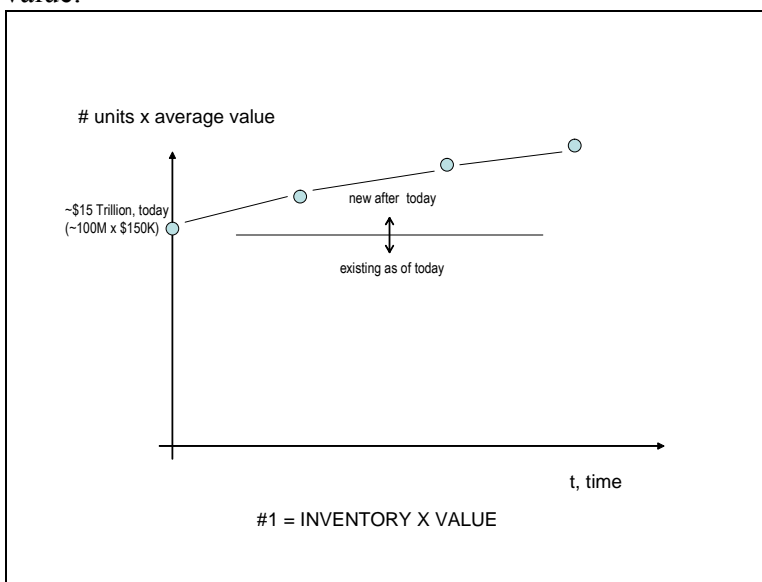
discussion session	sequence	'flip chart' record	NIST notes
cert	4.41	(see notes)	EAFs reduced quality.
cert	4.42	(see notes)	The problem with EAFs is that it was misapplied. It came from Europe and was used in the U.S. without good understanding of how it should be used here.

Appendix C Schematic Durability Rating System and Valuation

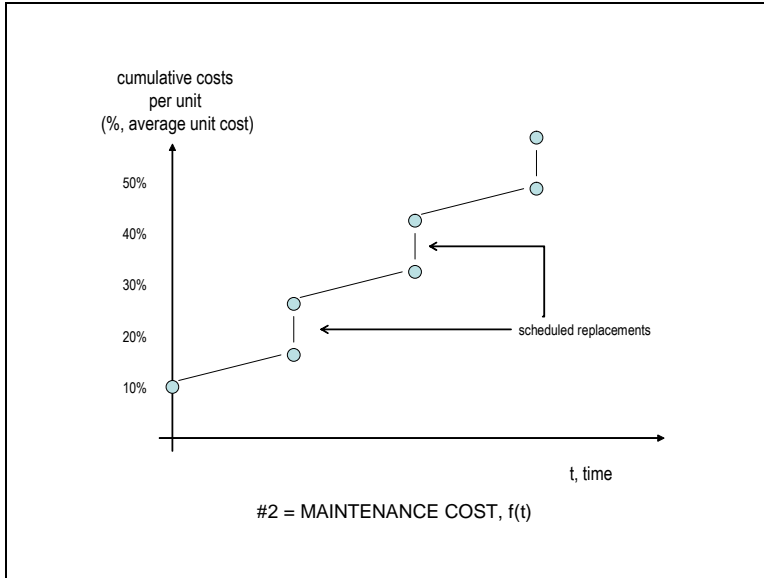
The relationship of durability to housing affordability was a recurring theme in workshop discussions. A builder stakeholder outlined one concept for development of a durability rating system that would project and value the residual durability of housing components and systems over time. The rating system is sketched in the following five diagrams. The first diagram suggests computation of total housing value as a combination of annualized inventory value, maintenance costs, operating costs, and durability rating parameters.



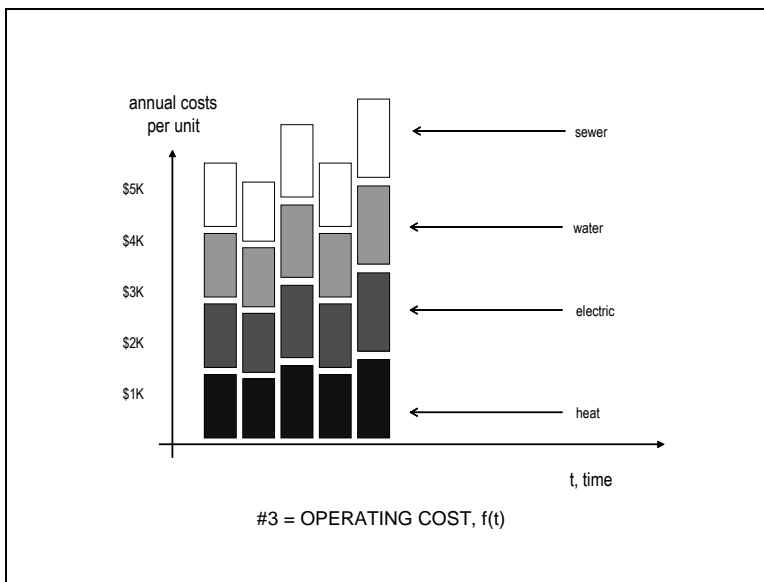
Parameter #1, inventory value, would be determined for a base year and change as housing stock and average housing value fluctuated. Current rough estimates of 100 million units at an average value of \$150 000 yields a \$15 trillion dollar housing stock value.



Parameter #2, maintenance cost, would consist of expected annual upkeep punctuated by periodic component replacement. In the diagram, anticipated cumulative maintenance cost is expressed as a percentage of average housing value.

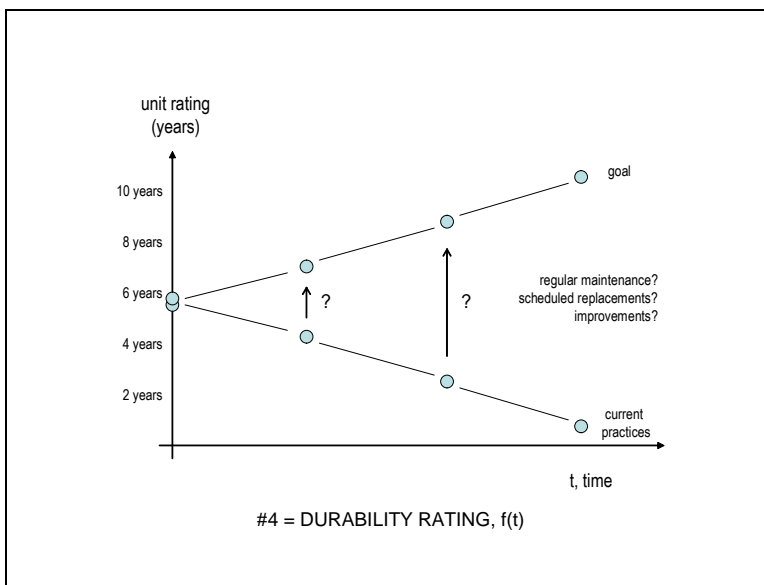


Parameter #3, operating cost, would consist primarily of the expected consumption and prices of energy and utilities. Annual operating cost could be expanded to include other expenses, such as communications and insurance.



Parameter #4, the durability rating, would be the key element of the system. The rating could, perhaps, value the number of years of relatively ‘maintenance-free’ operation that could be expected given the present condition of a property. Objectives could be set to increase the rating over time, while deferred maintenance could be expected to decrease the rating.

More timely maintenance can improve the durability of a structure. Extending the longevity of a structure reduces its annualized first cost of construction because it is spread out over a greater number of years.



Appendix D Workshop Agenda

MEASURING AND ASSESSING THE CONSEQUENCES OF TECHNOLOGY AND INNOVATION FOR AFFORDABILITY OF HOUSING

June 4-5, 2003, NIST North, Lecture Room 152

AGENDA

Wednesday, June 4, 2003

- 9:00 am Welcome and Introductions Jack Snell, NIST, and Carlos Martín, HUD
- 9:15 Historic Federal Role in Housing Affordability Carlos E. Martín
- 9:30 Affordability Guidelines and Workshop Objectives Robert Chapman, NIST
- 9:45 Discussion session* #1: Who benefits from the housing innovation, both at component scale and at the scale of the entire house and its delivery system? Do the homebuyers or homeowners benefit? If there is a benefit of reduced first cost, does it pass through to the homeowner, or does it go into the pocket of someone in the supply chain of the current delivery system?
Leads: Richard Wright and Carlos Martín
- 10:45 Break
- 11:00 Discussion session #3: How does each stakeholder view and compute life-cycle costs and benefits compared to first costs, at both scales?
Leads: Robert Chapman and Paul Emrath
- 12:00 Lunch
- 1:00pm Discussion session #4: **How does each stakeholder view and compute future benefits that are uncertain or contingent on very low probability events, such as protection from earthquakes or hurricanes that may never happen, at both scales?** What happens when you add uncertainty to the costs and benefits discussed in session #3? Leads: Ed Sutton and Robert Chapman
- 2:00 Discussion session #5: How should the uncertainty and risk associated with using new versus traditional technology be addressed, at both scales?
Leads: Theresa Weston and Michelle McDonough
- 3:00 Break
- 3:30 Discussion session #2: How to “push” innovation benefits to the homeowner, at the scale of housing components? How can we help the homebuyer to see the big picture, e.g., benefits as well as costs, especially initial costs? If a benefit comes at added cost, can the homeowner trade it off against reduced performance somewhere else in the house? Is the production function

of housing (the current delivery system) flexible in that way to allow for substitutions among component costs, or is every innovation an “extra expense”?
Leads: Ed Sutton and Theresa Weston

4:30 Recess

Thursday, June 5, 2003

8:30am Reconvene

8:45 Discussion session #6: **How should society value or monetize the social costs and benefits of introducing technology in residential housing, such as energy conservation or disaster relief and recovery, at both scales?** What happens when you add social costs and benefits to the discussion?

Leads: Ron Piester and Michelle McDonough

9:45 Discussion session #7: **Can the regulatory system be used to encourage innovation, and to distinguish innovations with net benefits from those with net costs, at both component scale and at the scale of the entire house and its delivery system?**

Leads: David Conover and John Hall

10:45 Break

11:00 Discussion session #8: **Who should bear the costs of development of new delivery systems and new infrastructure systems that are needed for innovation to penetrate the market at the scale of the entire house and its delivery system?**

Leads: Paul Emrath and Theresa Weston

12:00 Lunch

1:00pm Affordability Guidelines Roadmap: **Summary recommendations from each discussion session; roadmap for affordability guideline development.**

Leads: Robert Chapman and David Engel

2:45 Closing Remarks: Next Steps

Robert Chapman and David Engel

3:00 Adjourn

(*Each discussion session will be led by two individuals who will briefly set the stage (≈10 min) of possible positions; followed by facilitated discussion of subordinate questions among the full group (≈45 min); and a 5 min summary of recommendations. Leads will be asked to pose divergent initial positions, as possible. Leads and/or facilitators will ensure that relationships to affordability guidelines roadmap development are considered as part of the discussion and recommendations.)

Appendix E List of Attendees

(*Affordability in Housing' Discussion Leads)

PATRICIA H. ADKINS
Home Safety Council
1725 Eye Street, NW, Suite 300
Washington, DC 20006
202-349 1100
patricia.adkins@homesafetycouncil.org

WILLIAM ASDAL
Asdal Builders
76 Rt. 24
Chester, NJ 07930
908-879-4427
asdal@rcn.com

CHRISTINE BRANCHE
CDC (unintentional injuries)
4770 Beaufort Highway, NE
Mail Box K63
Atlanta, GA 30341
404 639 3311
cbranch@cdc.gov (olsen@cds.gov)

DONALD BRADLEY
Director, Housing Economics, Freddie Mac
8200 Jones Branch Drive, MS 484
McLean, VA 22102
703-903-3716
donald_bradley@freddiemac.com

ROBERT CHAPMAN*
NIST Building Fire and Research Laboratory
Building 226, Rm B226
Gaithersburg, MD 20899-8603
301-975-2723
robert.chapman@nist.gov

DAVID CONOVER*
International Code Council
5203 Leesburg Pike, Suite 600
Falls Church, VA 22041-3401
703-931-2187
dconover@iccsafe.org

DAVID DACQUISTO
Newport Partners LLC
3760 Tanglewood Lane
Davidsonville, MD 21035
301.889.0017
DavidDacquisto@NewportPartnersLLC.com

WILLIAM DUNCAN
Enterprise Foundation
10227 Wincopin Circle, Suite 500
Columbia, MD 21044
bduncan@enterprisefoundation.org

PAUL EMRATH*
National Association of Homebuilders
1201 15th Street, NW
Washington, DC 20005
202-266-8449
pemrath@nahb.com

DAVID ENGEL*
HUD/Office of Policy Development and
Research
451 7th Street, SW
Washington, DC 20410
202-708-4370
david.engel@hud.gov

NICK FARR
Executive Director
National Center for Healthy Housing
10227 Wincopin Circle
Columbia, MD 21044

ROBERT FULLER
NAHBRC
400 Prince Georges' Blvd.
Upper Marlboro, MD 20774
301-430-6216
bfuller@nahbrc.org

JOHN HALL*
NFPA
1 Batterymarch Park
Quincy, MA 02269-9101
617-770-3000x7460
jhall@nfpa.org

DAVID HATTIS
Building Technology Incorporated
1109 Spring Street, Suite 409
Silver Spring, MD 20910
301-588-5020
dbhattis@bldgtechnology.com

JENNIFER HELGESON
NIST Building and Fire Research Laboratory
Building 226, Rm B226
Gaithersburg, MD 20899-8603
301-975-8517
jennifer.helgeson@nist.gov

JOHNS HOPKINS
State of Maryland DHCD
Maryland Revitalization Center
1201 West Pratt Street Suite D
Baltimore, MD 21223
410 209 5815
hopkins@dhce.state.md.us

CHRIS IZZO
NIST Building Fire and Research Laboratory
100 Bureau Drive, Building 226, Stop 8603
Gaithersburg, MD 20899-8603
301-975-6057
cizzo@nist.gov

TED KOEBEL
Center for Housing
Virginia Tech
Blacksburg, VA
540-231-3993
tkoebel@vt.edu

CHI LENG
NIST Building Fire and Research Laboratory
100 Bureau Drive, Building 226, Stop 8603
Gaithersburg, MD 20899-8603
301-975-4522
chi.leng@nist.gov

HAROLD MARSHALL
NIST Building Fire and Research Laboratory
100 Bureau Drive, Building 226, Stop 8603
Gaithersburg, MD 20899-8603
301-975-6131
harold.marshall@nist.gov

CARLOS MARTIN*
HUD/Office of Policy Development and
Research
451 7th Street, SW
Washington, DC 20410
202-708-4370, x5726
carlos_e.martin@hud.gov

MICHELLE McDONOUGH*
FNMA
Policy Analyst
3900 Wisconsin Avenue, NW
Washington, DC 20016
202-752-3669
michelle_k_mcdonough@fanniema.com

MAUREEN MCNULTY
D&R International, Ltd.
1300 Spring Street, Suite 500
Silver Spring, MD 20910
301-588-9387
mmcnulty@drintl.com

RICARDO MERLO
HUD/Office of Policy Development and
Research
451 7th Street, SW
Washington, DC 20410
202-708-0770, x5845
ricardo_l.merlo@hud.gov

REBECCA MORLEY
Executive Director
National Center for Healthy Housing
10227 Wincopin Circle
Columbia, MD 21044
410-772-2774
rmorley@enterprisefoundation.org

RON PIESTER (for DOTTIE HARRIS)*
New York Department of State
41 State Street
Albany, NY 12231
518-474-4073 (518-486-9888)
rpiester@dos.state.ny.us
(dharris@dos.state.ny.us)

ANDY SCHOLZ
Genesis Homes
2701 Cambridge Court, Suite 220
Auburn Hills, MI 48326
248-276-1459
ascholz@genesishomes.com

RON NICKSON
NMHC
1850 M Street, NW, Suite 450
Washington, DC 20036
202-979-2327
rnickson@nmhc.org

JACK SNELL
NIST Building and Fire Research Laboratory
Building 226, Rm B216
Gaithersburg, MD 20899-8600
301-975-6850
jack.snell@nist.gov

BARRY STEFFEN
HUD/Office of Policy Development and
Research
451 7th St. SW, Room 8110
Washington, DC 20410-6000
202-708-1537 x5926
barry.l.steffen@hud.gov

EDGAR SUTTON*
National Association of Homebuilders
1201 15th Street, NW
Washington, DC 20005
202-266-xxxx
esutton@nahb.com

JON TRAW
Traw Associates Consulting
14435 Eastridge Drive
Whittier, CA 90602-2745
562-789-7583
trawassoc@hotmail.com

THERESA WESTON*
DuPont Nonwovens, Spruance Plant
P.O. Box 27001
Richmond, VA 23261
804 383-4031
fax 804 383-3109
theresa.a.weston@usa.dupont.com

WILLIAM WHIDDON
Building Technology Incorporated
1109 Spring Street, Suite 409
Silver Spring, MD 20910
301-588-5020
wwhiddon@bldgtechnology.com

RICHARD WRIGHT*
20081 Doolittle Street
Montgomery Village, MD 20886-1354
301 977 9049
Fax: 301 963 1809
dickwrig@erols.com

ZOPHIA ZAGER
Director, Office of Building Code Services
County of Fairfax Virginia, 12055
Government Center Parkway
Fairfax, VA 22035-5504
703-324-1980
szager@fairfaxcounty.gov